

Checklist for Bidders

Enquiry #: 13519 Opening Date: _____ Time: _____
 M/s, _____ Phone No: _____

Please Ensure before submitting the bid, that following information/ Documents have been submitted / providing along you bid Check () appropriate box.

S. No.	Details of required information / documents	Yes	No
1.	Fixed Bid Bond as specified in Tender Document		
2.	Original Technical literature is enclosed, if any		
3.	Any change in your current address, Phone Fax no & Email etc intimated		
4.	Bid Validity as specified is mentioned		
5.	Delivery / Completion period has been specified.		
6.	All corrections/cutting/overwriting are singed & stamped		
7.	Sample (if necessary) is enclosed		
8.	Form- X Duly Signed & Stamped		
9.	Each & Every Page of the bidding documents shall be signed and stamped by the bidder.		
10.	Original Bid + One Copy is Submitted		

Note:

Non-Availability of the above information/documents, or incomplete/incorrect statement on this checklist may result in rejection of the bid at / after the bid opening.

As per SRO296(I)/2023 dated 08th March 2023 "E-Pak Procurement Regulations, 2023" all bidders are advised to register in e-Pak Acquisition and Disposal System (EPADS).

 Bidders Authorized Representative





M/s. _____

DITCHING/BACKFILLING & AFFILIATION WORKS:

Rehabilitation of GDN at Meerani Muhalla Nusrat Colony # 05 Outer Signal Gadani Muhalla Old Sukkur

Supplier must be active in FBR Active Taxpayer List (ATL)

Under Single Stage Two Envelope Bidding Procedure

Tender Enquiry No. SSGC / SC / PT / 13519

SECTION - I

Invitation to Bid

Sui Southern Gas Company Limited (SSGC) intends to carry out the work related to Ditching/Backfilling & Affiliation Works Trenching, Padding, Backfilling Laying and Sundry Work of HDPE 100 Pipe of Dia. 63mm, 125mm, 180mm of Rehabilitation of GDN at Meerani Muhalla Nusrat Colony # 05 Outer Signal Gadani Muhalla Old Sukkur (Total 30,086 Meters) (As per Criteria/TOR/BOQ) (Having Valid PEC Certificate Category C-3 or above with Specialization of CE-08 Category) (Under Single Stage Two Envelope Bidding Procedure) (On Complete Package Basis).

The Company invites you to submit Technical Proposal and Financial Proposal in two separate sealed envelopes “**Under Single Stage Two Envelope Bidding Procedure**” i.e. Sealed Technical offer & Sealed Financial offers shall be submitted in separate envelopes. Technical offers will be opened and evaluated first. Financial offers of only technically compliant bidders will be opened on later intimated date in presence of bidder’s representative.

The priced bids shall be submitted along with FIXED Bid Bond Rs.1,200,000 (Twelve Hundred Thousand Rupees Only) in the form of Pay order / Demand Draft in favor of Sui Southern Gas Company Limited. No bid shall be entertained without bid bond / earnest money.

The Company reserves the right to add, delete from or amend any part of these tender documents during the bidding period and bidders shall be informed accordingly.

Bids not conforming to the terms and conditions or a part thereof; stipulated in these tender documents may be rejected.

The Tender documents comprise the following:

Technical Proposal

Section – I	Invitation to Bid
Section - II	Instructions to Bidders
Section - III	Scope of Work/Special Conditions of Contact/Evaluation of Potential Bidders/Technical Evaluation of Bid/with Forms
Section – IV	Special Conditions of Tender Document
Section – V	General Terms & Conditions



Financial Proposal

Section – VI	Bill of Quantity (BOQ)
Section – VII	Bid Bond Format/Performance Bond
Section – VIII	Format of Declaration/Contract Form/Form X/Annexure I/ Form of Bid Securing Declaration
Section – IX/X	Blacklisting Mechanism/HSE Manual/SSTW-05/Drawings

Application for technical and financial proposals will be received at:

**Procurement Department,
Sui Southern Gas Company Limited,
Tender Room (Ground Floor of CRD Building)
SSGC House, Sir Shah Suleman Road,
Block-14, Gulshan-e-Iqbal,
Karachi.
Tel # 99021238, 99021279.**

On or before **18-11-2024** at **1530 hrs.** The bids will be publicly opened at **1600** hours on same day at the above address, in the presence of bidders and / or their authorized agents who may wish to attend. All bids are to be delivered on or before closing time after which all bids submitted after the time prescribed shall not be entertained and will be returned without being opened. In case bid is sent through courier, the same shall be delivered at least half an hour before scheduled opening time.

Tenders shall be enclosed in plain sealed envelope marked as:

“STRICTLY CONFIDENTIAL”

***Rehabilitation of GDN at Meerani Muhalla Nusrat Colony # 05 Outer Signal Gadani Muhalla Old Sukkur
Enquiry # SSGC/SC/13419***


For **General Manager (Procurement)**

Note: Tender document is also available online on SSGC website for view only. Bidder is eligible to participate in bidding process only after purchasing the tender documents from Tender Room SSGC Head Office as per the procedure mentioned in the Press Publication / SSGC website. It is mandatory for bidders to attach original Token Slip in front of the Sealed Envelope (issued at the time of Purchasing) as an evidence that supplier has purchased the Tender documents. Further, any Corrigendum/Clarifications/Addendums/Extensions issued to be notified to only those bidders who have purchased Tender documents.




TECHNICAL

PROPOSAL



SECTION - II


INSTRUCTIONS TO BIDDERS



SECTION - II

Instructions to Bidders

1. All rates quoted in the prescribed SOR / BOQ shall be firm, irrevocable and not subject to change or escalation on any account what so ever. No modification, alteration or deletion in the bid will be accepted after the bid opening time.
2. Sealed Bids shall be received at Company's Head Office, ST-4/B, Block - 14, Sir Shah Suleman Road, Gulshan-e-Iqbal, Karachi, up to specified time & date and will be opened publicly at specified time & date, in the presence of Bidders or their authorized representative who choose to attend. In case the bid opening date falls on a holiday or due to some unavoidable circumstances, it is not possible to open on scheduled date, it will be opened on next working day at the same time.
3. All original bid documents accompanied with the bid bond shall be submitted by the Bidder in the envelope provided with tender documents. The sealed Bids must be submitted at the address stated above in person or by courier or by any other means but it shall be the Bidder's responsibility to ensure that Bids so submitted are delivered to the above address before the specified Bid opening date and time. The Company shall not be held responsible in any way for late receipt of Bids or their confidentiality. Bids received after the Bid closing time shall not be considered, and will be returned to the Bidder unopened.
4. In Case of single stage two envelop bidding system (if mentioned in press advertisement & Tender document), sealed technical offer & sealed bid shall be submitted in separate envelopes (bid bond will be enclosed with "Financial" bid unless and until specified separately in tender terms). "Technical" and "Financial" is to be mentioned on the top of the envelop. Technical offers will be opened and evaluated first. Financial offer of only technically complaint bidders will be opened at a later intimated date in presence of bidder's representative. Financial offers of technically non-complaint bidders will be returned un-opened along with their bid bond.
5. The Bid should be signed by a person having the authority for this purpose. In case of a bid submitted by a corporate entity, the same shall bear its seal and be duly signed by its secretary.
6. Bids shall be submitted strictly in accordance with the requirements of the Tender Documents and as per specifications.
7. Bid shall remain valid for acceptance for a period of (120) days from the date of public opening of the bids.
8. The Company shall not reimburse any expenses incurred in preparation of Bids.
9. The Bid and all subsequent correspondence shall be in the English language.
10. Payment for the Contracted Work / Services will be made in Pakistani Rupees only. The rates quoted by the Bidder shall therefore, be in Pakistani Rupees.
11. In case of any queries / clarification with regard to this Tender, the same may be forwarded to Procurement Department upto 5 days before the bid opening date, thereafter the request will not be considered.
12. The Company reserves the right to reject any or all Bids without assigning any reason and cancel the bidding process. Company also reserves the right to accept the whole or a part of Bid and does not bind itself to accept the lowest or any particular Bid.
13. In case of any conflict between the Special Terms & Conditions and elsewhere in the tender documents the Special Term & Conditions, will supersede & prevail.
14. Each and every page of the bid documents being submitted by the bidders shall be signed and stamped failing which the bid may be liable for rejection.
15. All documentary evidence required for evaluation of bid should be submitted along with the bid in absence of any documentary evidence no marks will be awarded in accordance to the evaluation criteria.
16. In order to maintain cordial business relation and as per ethical business approach, please provide the justification in case of your non participation on our Fax # 99231583 & Email. mmte@ssgc.com.pk.
17. Conditional Bid will not be accepted and liable to be rejected.
18. The quoted unit price and corresponding total amount shall be inclusive of all duties and Taxes and excluding provincial Sales Tax as per provincial laws.
19. Sealed bids shall be mailed/submitted/dropped in tender box placed at Tender Room, CRD Building, SSGC Head Office. Bids are to be delivered on or before closing time after which bid will not be entertained. If a bid is sent through courier, the same shall be delivered at least half an hour before scheduled opening time.
20. Price given in the Bid Form/BOQ is firm which shall take into account all relevant factors including any Discount / escalation given separately at the time of bid opening will not be considered.
21. The bidders are required to fill form SSTW-05 (if deemed required) and submit with the bid.



H. Rehabilitation of Gas Distribution Network

1. General Information

Sui Southern Gas Company Limited (SSGC) is Pakistan's leading integrated gas company. It is engaged in the business of Transmission and Distribution of natural gas in southern part of Pakistan mainly in Sindh & Baluchistan and also have the only gas meter manufacturing plant in the country.

2. Scope of Work

Sui Southern Gas Company Limited, intends to carry Construction Activities for the rehabilitation of gas Distribution Meerani Muhalla Nusrat Colony #05 Outer Signal Gadani Muhalla Old Sukkur = 30.086 Kms. The work includes laying & construction of (8"Ø, 180mm, 125mm & 63 mm) Polyethylene (HDPE 100) pipeline, **3,608 Nos. Service connections to domestic/commercial customers**, fabrication of Service connection risers, **3900 Nos. Gas meters Installation** on new Service Connections, killing of existing pipelines & allied works completed in all respects according to drawings, route maps, specifications and applicable standards.


Since, this is a time based project, hence, any lack of progress as specified in completion period/agreed completion schedule, SSGC without any advance notice to the contractor, shall exercise its right to withdraw portion of work or entire contract at the entire risk of the contractor as to cost and consequences thereof. The contractor shall not institute any proceedings before any court, forum or tribunal on such action by the company.

This document is intended to carry only the construction activities that are required for the scope of work outlined below, and not to hire any manpower or anything else. The bidder is responsible for the resources, personnel, and equipment needed to complete the job.

Generally, the following shall constitute the Contractor's scope of work:


- a. Plan and prepare a schedule for execution and work implementation as per Quality Assurance guidelines. Contractor has to submit the Construction/Execution procedures before commencement of work.
- b. Wherever required, Contractor will be the responsible for obtaining permissions from Civic /Land owing agencies for road cutting for laying of pipelines. The cost will be borne by SSGC, however, Liaison with concerned authorities will be the part of contractor's job. Contractor has to complete the required job within the validity period of NOCs of Civic agencies and any delaying cost will be borne by Contractor.
- c. Before proceeding to the construction, Contractor shall carry out area and crossings survey and prepare drawings for proposed gas pipe line laying and submit to SSGC for approval.
- d. All material provided by SSGC to the contractor in accordance with the TORs must be transported and temporarily stored at the contractor's site. The contractor is responsible for all released material till the completion of scope of work and hand over of network to SSGC. In the event of material harm, theft, failure or loss of material equal ERP cost shall be borne by contractor.
- e. Making trial pits to determine the underground utilities /services such as existing pipelines, Cables (Electrical/Communication), Conduits, underground drains, Sewers, tunnels etc., and deciding best routes and depths for laying the pipeline.

Faisal Muhammad
Senior Engineer (Rehabilitation)
SSGCL, SUKKUR
Ex: No: 9492



based on the route plans. No extra payment shall be made for pits as it is the part of SOR work.

- f. Obtaining the approval for optimum route from the Project Manager/SSGC and grading the route as per the requirement.
- g. Wherever required the grass/ turfing, pavement, linings, drains roads and other such 'pucca' area shall be locally removed to facilitate trenching and pipe laying works.
- h. Installation of Safety/ Warning Signs, barricading of the entire route to be trenched. Pits to be similarly barricaded along the warning sign.
- i. To make trenches but restricting minimum disturbance to above ground/underground services/ installation as per specifications and approved route plans; keep the trenches free from water and soil till placement of pipes and sand cushioning;
- j. Uncoiling/ stringing the HDPE pipes of required sizes (i.e. 20, 63, 125, 180mm and 8"Ø) into trenches as per specification.
- k. Joining the pipe ends with fittings, elbow, tee, reducers, tapping saddles, end caps, transition fittings, casing etc. including construction of supports, etc., and butt joining by approved/standard fusion techniques as per specification & standard.
- l. Destructive & Non Destructive Testing of HDPE pipe Joints including Butt, Socket & Electro Fusion Joints in compliance to the standards.
- m. Wherever required, laying of pipeline using trench less technology methods with or without casing pipes as per specification and as directed by Project Manager/SSGC.
- n. Backfilling and Crowning using approved 'good' soil or using excavated earth as per requirement and specification and cleaning of all unserviceable material, debris, excess earth near trenches etc., to designated disposal area. Installing of caution tapes, Burnt Clay Bricks, warning signs etc.
- o. Carrying out poly pigging, pneumatic testing, and air purging as per the specifications and approved procedures; deployment of all tools, tackles, instruments and other related accessories for carrying out the testing of pipes.
- p. Returning surplus material to SSGC's stores, reconciliation of issued material/ consumables if supplied by SSGC and obtaining 'No Objection Certificates' from SSGC.
- q. Preparation and submission of As-built/As Laid drawings, details of crossings, utility graphs, measurement sheets and deviation statements on completion /commissioning of work by way of drawing, sketches and tables etc.
- r. Selection of route and marking on walls/floors between transition fitting to the Gas Meter, making openings and provisions for fixing clamps.
- s. Fabrication of risers from Steel/Galvanized Iron Pipes of ½", ¾", 1" dia., their installation between transition fittings to the gas meter including NPT threading of pipes, and jointing of fittings such as elbows, tees, connectors, regulators, meter, isolation valves etc.
- t. Shifting of CMSs from old pipelines onto the new HDPE 100 laid pipelines.
- u. Provide service connection, testing & commissioning of service lines including purging as per specification and handing over the installation to customer to the entire satisfaction of Project Manager/SSGC



- v. Killing of existing pipelines, handling of old risers, regulators, gas meters and associated fittings and its reconciliation and transporting to SSGC's designated places as per instructions of the Project Manager/SSGC.
- w. Shifting of gas meters from the inside premises of customers to the outside in such a way that it should be accessible to SSGC's Engineers/Field Workers. Dismantling of scaffolding/temporary structures and cleaning of site.
- x. Preparation and submission of Service Connections installation card for each house/commercial establishment, containing a list of materials used, reasons for not having connections, measuring pressure and date, and, if applicable, deviation statements upon completion/commissioning of work.
- y. The painting of pipe with Silver enamel color and service valve with Red enamel color of metallic sections of the riser shall be completed to the satisfaction of SSGC's Project Manager/Site Engineer after the installation of the Service Connections.
- z. Maintaining the completed pipelines/installation for any defect, failures during Defect Liability Period after handing over. In case of any noncompliance, the SSGC will do by his own and incurred cost will be deducted from Bid/Security bonds etc.
- aa. Any other activity not mentioned/covered explicitly above, but otherwise required for satisfactory completion/operation /safety/statutory/maintenance of the works shall also be covered under the Scope of work and has to be completed by the Contractor within specified schedule at no extra cost to SSGC.

3. Material, Plant and Equipment

3.1. SSGC's Scope of Material Supply


SSGC will supply all necessary materials related to HDPE pipe & its necessary fittings to complete the laying of gas mains, its branching pipelines and service connections. The materials shall be issued to the Contractor from the designated store(s) of SSGC. Contractor shall be responsible for lifting the issued materials from SSGC's storage point(s) and transporting the same to work site(s) at his own cost.

3.2. Materials Supplied by the Contractor

The contractor has to procure necessary items/consumables other than provided by SSGC or advised by Project Manager/SSGC, which are required to complete the laying of gas main pipelines, service connections, gas meter and CMS shifting as per the requirement of scope of work. In that case list of necessary consumables like Teflon tapes and all types of clamps etc., as per the requirement of SSGC would be provided by the contractor with cost breakup to the Project Manager/SSGC for approval. The inspection of bought out items would be carried out by SSGC's Team or as instructed by Project Manager/SSGC.

In addition to above, the contractor must have dedicated bar coded electro- fusion (automatically readable) machine, Butt Joining Machines, Pipe Cutters (like circular guillotine), End Scrapers, Pipe Straightener, re-rounding tools and test ends etc. Contractor has to arrange his own equipment for trenchless crossings such as Moiling & rock cutting equipment.

Contractor must also have to arrange his own/lend equipment for restoration work like water tanker and jumping jack compactor for compacting backfilled trenches.



3.3. Backfill and other Material

The Contractor shall be responsible to arrange the supply of approved soft soil/coarse sand free from major impurities like clay, mica and soft flaky pieces as per the requirement of Project Manager/SSGC.

The specification of Soil Classification will be given by the Project Manager/SSGC.

For supply of sand in trench for rocky terrain, no separate charges are payable and is included in Schedule of Rate (SOR) item for excavation of hard rock/Morrow.

The Contractor shall supply the following items where required.

- a. All materials required for form work, trench support ,and temporary trench crossings.
- b. All signboards, barricades, tin sheets, lights and protective equipment.

3.4. Collection, Acquisition& Storage of Materials

The contractor shall collect all issued materials from SSGC store between working hours following all required documentation procedures such as SSGC's Standard Material Requisition & Dispatch Advice and/or as directed by Project Manager. The contractor shall at the time of receipt of material physically examine all materials and notify the Project Manager/SSGC immediately of any damage.

Any damage not recorded at the time of inspection done by contractor will be deemed not to have existed at the time of receipt of material. Cost of repair, rectification, replacement will be borne by the contractor. Any defective material found during the time of installation will be noted and forwarded to the stores for replacement immediately and only with written approval of Project Manager. The contractor shall ensure that no defective material shall be returned to store at the time of closure of contract.

The contractor shall be responsible for security, maintain log book and a permanent locked store preferably near site in so that all the material is stored in such a manner so as to prevent theft and damage to the materials from scratching, gouging, indentation, excessive heat or by contact with any sharp objects and chemicals.

4. Progress of Work

The Contractor for the above aforementioned required services shall proceed with the Work under the Contract with due expedition and without delay. The Project Manager may direct in what order and at what time the various stages or parts of the work under the Contract shall be performed. Contractor has to regularly submit daily, weekly progress reports, graphs with utilities, testing reports, material consumption, inventory and deviation statements etc.

5. Authorizations from Civic Agencies/Intimation to SSGC Customers

Contractor has to assist in getting permissions, obtain NOCs/ clearances for laying of pipelines. However, SSGC will pay the departmental charges through cheque/pay



order against the valid estimated Challan /Demand notes. It is the contractor's responsibility to inform and co-ordinate the concerned local authorities and also other utility agencies before commencement of work at site. To ensure smooth execution of the work on a day-to-day basis, the contractor has to liaison with respective authorities' and obtains necessary approvals. If the time dependent permissions expire before the completion of pipeline laying, then the extra charges/penalties, if imposed by the authorities will be borne by Contractor.

Before shifting of gas meters and new service connection, the contractor shall be responsible for notifying/informing the customers, society/flat's unions etc., depending upon the work location and any other concerned authority, if required for completion of the work.

The bidder must ensure that their persons/ workers/ supervisors at site shall have proper contractor's issued identity cards/attire prior to entering the premises of the consumer.


6. Reference Specification, Codes, Standards & Regulations

The contractor must complete the work in compliance with the current applicable requirements, this term of reference document, and the SSGC's HSE&QA SOPs. The latest OGRA Guidelines and SSGC's approved procedures, ASME B31.8 - Gas Transmission and Distribution Piping Systems, API 1104 and ISO: 4437/ ISO: 14885 for underground polyethylene pipes.

If the contractor discovers any inconsistency, uncertainty, or dispute in or between any of the Standards and the contract documents, he or she should immediately notify the Project Manager/SSGC, who will make a determination that will be binding on the contractor.

7. Route Survey

- a) Pipeline Mains/Branches
 - i) Plans detailing the size, operating pressure and approximate location of the proposed mains, connections and associated regulator installations will be issued to the contractor by Project Manager/SSGC at the start of the work.
 - ii) The final alignment of mains will be worked out in consultation with SSGC/Project Manager after route survey and trial pits. Any change in routing from the issued drawings due to site constraint will be notified to Project Manager/SSGC & his specific written approval shall be obtained before carrying out the job.
- b) Service Lines
 - i) A survey will be conducted jointly by SSGC and the contractor at each premises or housing colony to be supplied. The survey record will note customer details, the potential gas supply point and proposed regulator positions and estimates of material quantities. The contractor's representatives will make sketches of the agreed pipe routes if necessary.
 - ii) The contractor will be responsible for contacting the customer and making the necessary arrangements for access, and appointments to carry out the work.



Contractor shall maintain job card and complaint books at site. SSGC will not be responsible for any time lost due to broken appointments or disputes with customers.

8. Work Management & Hierarchy Structure

- a) All construction work will be carried out as per direction of SSGC's Site Engineer, and this will be the primary point of contact between the contractor and SSGC on site. All work will be issued and sanctioned through the Project Manager/SSGC. The contractor shall ensure that quality standards are maintained, that construction is carried out cost effectively and that a good customer and public image of SSGC is maintained.
- b) Contractor shall deploy an officer (Contractor's Project Manager) who will be the single point coordinator to interact with Project Manager/SSGC or SSGC's Site Engineer and authorized to attend review meetings, receive materials, authorized to sign documents, claims and receive payments etc. Contractor shall submit their organizational chart stating in charge of projects, store, QA/QC supervisor and will notify the SSGC/Project Manager.
- c) The contractor will deploy his own supervisors of minimum number instructed by Project Manager/SSGC. These personnel will be responsible for monitoring construction standards and for ensuring that all detailed technical requirements are met on each and every job which is undertaken.
- d) No deviation from the approved technical specification/ issued construction drawings shall be undertaken without written approval of Project Manager/SSGC.
- e) Contractor shall maintain a Project site office, Material store with following facilities:
 - i) Telephone, Mobile phones, printers, Computer with internet facility.
 - ii) 02 No. Single Cabin vehicle with driver for survey meetings etc, with Project Manager/SSGC's representative. Also it shall be well equipped with tools and tackles for attending any emergency complaints and ongoing execution work.
- f) When the contract is awarded, the bidder must create and submit documentary evidence for the items mentioned above, which will be assessed by SSGC prior to the start of the work order. Any delay or non-compliance with the above can result in contract termination.


9. Structures, Services and Other Property

9.1. Underground Utilities

Both submerged utility pipes, underground wires, water mains, and other obstructions intersecting or adjacent to the work must be located by the contractor, and the contractor must expose and document the depth of cover of all obstructions prior to excavation.

The contractor must also excavate trial pits as required to decide the pipe path. Prior to any excavation, the number of trial pits will be agreed upon by the Project

*Muhammad
Faraz Muhammad
Senior Engineer (Rehabilitation)
ECL SUKKUR
No: 9492*



Manager/SSGC. In either case, trial pits must be spaced at a maximum of 100 ft. apart. The contractor is responsible for restoring the abandoned trial pits and trenches. No extra payments shall be made for trial pits & its restoration work.

It is contractor's responsibility to interact with other utility agencies regarding their existing utilities and finalize the route along with these agencies and SSGC/Project Manager.

There will be no extra charges for abandoned trenches resulting from insufficient or incomplete trial pits, as well as any time or delays incurred as a result.

9.2. Protection of Structures and Utilities

The Contractor shall support and secure all houses, walls, fences, or other structures, as well as all services, such as electrical cables, telephone cables, water pipes, sewer pipelines, and other property that may be damaged as a result of the execution of the works, at his own expense. Special care shall be taken while laying Pipelines near the trees& buildings.

9.3. Traffic Management, Street Drainage and General Public

The Work shall be carried out in a manner that causes the least amount of inconvenience to those who may use public or private roads, lanes, streets, walkways, rights-of-way, or passages in which the works are to be carried out. Closure of roads, etc., shall not be permitted without the approval of the Project Manager/SSGC.

The Contractor shall comply with all local Authorities requirements to traffic, and keep roads open to traffic, and maintain access to and within any private property.



Wherever, the pipe route crosses driveways, access tracks or entrances to private properties, the Contractor shall give the SSGC/Project Manager, occupier or relevant authority at least 24 hour prior notice of intended commencement of excavation.

The Contractor shall not obstruct any drainage pipes or channels in any road but shall deviate them where necessary and use all proper measures to provide for the free passage of water. The Contractor shall not block any drainage pipes or channels in any lane, but shall deviate them as required and take all reasonable steps to ensure that water can flow freely.

10. Trenching& Bedding

The Contractor shall excavate in such a way that the pipe can be laid in accordance with the heights, depths, curves, measurements, and directions shown on the drawings, specifications, or as directed by the Project Manager/SSGC.

When trenching, extreme caution must be exercised to ensure that no underground structures or services are disrupted. Wherever possible, a suitable crossing shall be given and maintained over the work site to enable the general public, property owners, or tenants to cross or transfer stock or equipment from one side of the trench to the other.



SSGC require excavation by hand tools and may allow digging by machines in special circumstances. Before trench cuts through water table, proper drainage shall be ensured, both near the ditch and place of work in order to guarantee the soil stability.

The trench width shall normally be restricted to average width of 18" inch and minimum Soil cover of 42" inch over the pipe. Where 42" inch. Soil cover is not possible the cover requirement may be reduced after approval of the Project Manager/SSGC, but it shall not be less than 20". The minimum distance from the inside edge of the trench wall to the outside of the pipe shall not be less than 6" inch, unless otherwise ordered by the Project Manager/SSGC and where ground conditions permit.

10.1. Bedding

The contractor shall ensure that the pipe when placed in the trench is supported and surrounded by 6" inch bed of screened excavated soil or sand cushioning, which shall be stone free and have a maximum grit size of 5mm in order to ensure no damage occurs to the pipe.

10.2. Clearances with Other Underground Assets

Unless otherwise approved, the following clearances shall be maintained between the external wall of the gas pipe and the external surface of other underground assets in the vicinity of the works.

- a) 6-12" inch, where the gas pipe crosses other assets, other than electric cables, whereupon the clearance shall be 12" inch.
- b) 12" inch, where the gas pipe is on a similar alignment to the other assets. Where the above clearances cannot be achieved, or in other special circumstances, the Project Manager/SSGC may approve/specify protection with Concrete/Steel pipe, etc. The protective material will be supplied by SSGC and installed by the Contractor.



10.3. Under Ground Facilities Interferences

During trenching, the Contractor must manually locate and uncover any underground facilities that might exist. If necessary, safety barriers must be erected to prevent any damage or accidents. The trench shall be progressively deepened to prevent sharp bends where the pipeline is laid under existing facilities and along the approaches to the crossing.

When Authorities and/or SSGC allow an open cut paved road crossing, or a line is routed inside the road pavement, the Contractor must remove the paving in compliance with the restrictions and requirements of the authorities having jurisdiction, or directed by SSGC/Project Manager.

In case of damage to any of above referred structures/ utilities the contractor shall be responsible for repairs/ replacement at his own cost, which shall be carried out to satisfaction of concerned authorities, resident and SSGC/Project Manager.

The Contractor shall excavate to additional depth without incurring any additional expense to SSGC, at all points where the contour of the earth may require extra depth, or where a deep trench is needed at the approaches to crossings of roadways, railroads, rivers, streams, and drainage ditches.



11. Laying & Jointing of HDPE 100 Pipeline

Laying of HDPE (PE 100) pipelines shall commence only after ensuring proper dimensions and clean surface of the trench. The HDPE pipe coil should be uncoiled smoothly inside the trench with care, ensuring that the pipe coil is not damaged during laying. Before lowering the pipeline, the Contractor must ensure that pipe caps are provided. After that, the trench can be backfilled, leaving sufficient lengths available at the ends for jointing.

Where given specific approval (written form) by the Project Manager/SSGC, a pipe may pass through an open drain or nullah. Where this is permitted the pipe shall be installed inside a Steel Sleeve/Casing/Pipe for protection. The sleeve material shall be provided by SSGC and laid by the Contractor on advice of the Project Manager/SSGC.

All other work necessary to break through the walls of the obstruction, and to seal the annulus between the pipe & the sleeve and the sleeve and the wall, shall be deemed as allied works.

Jointing of HDPE 100 pipes shall be performed according to ASTM F2620/API 1104/ISO 21307. The procedure for jointing of PE pipe and fittings is discussed below. Only barcoded electro-fusion machine (automatically Readable) & Butt Fusion machines shall be used for jointing of HDPE pipe/ fittings.

The equipment used by contractor shall be checked by the concerned SSGC' technical team or the person (s) nominated by Project Manager/SSGC. Contractor shall ensure that the machines are always available at site, no-stoppage of work due to the non-availability of machines.

It may also be noted that no fusion will be allowed without clamping device and only the recommended cutting tools (Hack Saw shall not be allowed for cutting the Pipe) shall be used. The contractor has to supply all the consumables required for carrying out the fusion joints (like cloth/ paper napkin, acetone etc.). If, upon inspection, the Project Manager/SSGC determines a joint is defective, Contractor shall remove the joint by an approved method. The cost of this work shall be borne by the Contractor.


12. HDPE Pipe Weld/Jointing Testing

Before and during the construction of the pipeline at site, at least once or as per the recommendation of Project Manager/SSGC, the contractor shall submit testing reports of High Density polyethylene pipe welding/jointing including Electro-fusion, Butt & Socket Joints of each pipe diameter going to be used at site, from the independent laboratories of repute as per the prevailing Codes & Standards.

As stated below, destructive testing such as tensile and bending tests of Butt Joints and De-cohesion or Peel off tests of Electro-fusion joints, must be carried out and results of repute institutions shall be submitted to the Project Manager/SSGC for the assessment of jointing quality.

- a. Tensile Testing of Butt Welded Joints - Polyethylene (PE) Pipes And Fittings
Determination of The Tensile Strength And Failure Mode In Compliance to IS 13953 or Equivalent.

Fazil Mohammad
Senior Engineer (Rehabilitation)
SSGC, SUKUR
EX: No: 9492



- b. Imperfections in Thermoplastic Welded Joints Features, Description, Evaluation in compliance to DVS 2202-1 or Equivalent.
- c. Bead Back Bend Test to detect the poor fusion of Joint.
- d. Bend Testing of Butt Welded Joints – Testing of Welded Joints – Bend Test In Compliance To BS EN 12814.1 – 2000, ASTM - F2620 or Equivalent.
- e. Electro-fusion Joint Peel Decohesion Testing– Peel Decohesion Test For Electro-fusion Assemblies in Compliance to ISO– 13954 or Equivalent (Nominal outside diameter equal to 90 mm or above)
- f. Test method for impact resistance of Plastics Pipes and Fittings - Polyethylene (PE) Tapping Tees – in compliance to ISO – 13957 or Equivalent.
- g. Plastics Pipes and Fittings -- Crushing Decohesion Test for Polyethylene (PE) Electro-fusion Assemblies in compliance to ISO – 13955 or Equivalent.

13. Backfilling

The trench shall not be back-filled until Project Manager/SSGC has approved the fit and cover of the pipe in place in the trench and has sanctioned starting the back-filling operation. Dewatering shall be carried out prior to backfilling and no backfilling shall be allowed, if the trench is not completely dewatered.

The trench should be minimum covered by 42" inch over the pipe. Where 42" inch cover is not possible the cover requirement may be reduced after approval of the Project Manager/SSGC, but it shall not be less than 20"inch.

When the trench has been dug through drive ways or roads, all backfilling shall be executed with suitable material in layers as approved by Project Manager/SSGC and shall be thoroughly compacted.

High Quality of Burnt Clay Bricks shall be placed after the padding of 12" inch and then a plastic Caution tape shall be placed on distribution main and on service lines to act as first line of defense. Electro-fusion & butt joints shall be undertaken immediately after lowering and the activity shall not be kept pending for lack of equipment.

14. Trenchless Methods - Moling/Boring


The Moling or boring shall be carried out as per the requirement specified by Project Manager/SSGC, and approved practices. To prevent harm to other utilities, the contractor must conduct a detailed survey of the underground utilities before proceeding with the Moling or Boring.

The supply of all equipment, power required for carrying out moling work, is in contractor's scope. The type of moling to be carried out i.e., Manual/ Machine with or without casing pipe shall be at the discretion of Project Manager/SSGC. A prior approval is to be taken before starting the Moling.

For manual Moling the contractor shall ensure that the size of the hole shall not be more than 20% of the size of the casing pipe whichever is applicable. After completion of Manual Moling the hole shall be properly compacted / filled with soil by watering and by approved procedures, the pits shall be backfilled & restored.

Any damages occurred to other utilities during the Moling operations shall be immediately notified and rectified by the contractor without any cost implication to SSGC.

Fazal Mohammad
Senior Engineer (Rehabilitation)
SCL, SUKKUR
9492



The length of the Hole (excluding the sizes of the pits on both ends) shall be considered for the measurement of Moling length. However, intermediate pits will consider in the moling length.

15. Restoration

The contractor shall perform suitable restoration of workplace, excavated trenches and its vicinity or the places where the work is carried out to the entire satisfaction of Project Manager/SSGC. It may include backfilling of trenches, removal of debris around the excavated places, clearing of surplus material and restoration of the abandoned trial pits.

The Contractor has to ensure that restoration work is properly supervised, and that the material used is suitable for the purpose and properly compacted. Where the required standards are not achieved the Contractor will be required to replace the defective restoration work.

16. Cleaning Through Purging & Poly Pigging

Purging and poly pigging shall be carried out with air in accordance with standards/regulations or advised by Project Manager/SSGC. The air required for purging & poly pigging will also be provided by the Contractor. In addition, the Contractor shall submit and get approved a Purging & Poly Pigging Plan before commencing any pipeline cleaning work. The process also specifically mentions the need to lay a wet cloth over the HDPE main and in contact with the ground, to disperse static electricity during the purging work. All accessories/equipment required to clean the pipeline shall be the responsibility of Contractor. The contractor has to ensure all safety precautions and Quality Assurance guidelines, especially while performing pigging to clean the constructed pipeline.

17. Pneumatic Testing of HDPE 100 Pipeline


Pressure testing shall be carried out in accordance with the principles defined in API and/or ASME B 31.8 standards. Testing will be carried out with compressed air and will be provided by Contractor for testing purposes and is to be included in the rates.

For main pipelines work the Contractor shall perform progressive pressure testing to avoid having to find leaks in long lengths of pipe. The test pressure shall be 100 psig, and there shall be no unaccountable pressure loss during the test period. Project Manager/SSGC must authorize the test protocol, which includes drawings of the pipeline to be tested, vent points, gauge position, and inlet pressure etc.

For main line the test duration shall be 24 hrs. With these tests the pressure should be allowed to stabilize for a period of 30 minutes after pressurization. The holding period may then commence and continue for 24 hours.

Measuring instruments shall have been calibrated and their accuracy and sensitivity confirmed. For testing of Network, calibrated pressure gauges of suitable range shall be supplied by the contractor. The pressure gauges shall be calibrated from time to time as desired by Project Manager/SSGC. A variance of 0.04 psi is acceptable for type of test & any device used should be able to measure pneumatic pressure within

M. A. M. A.
 Senior Engineer (Rehabilitation)
 SSGC, SUKKUR
 Tel: 9492



this tolerance. All testing shall be witnessed and approved by the Project Manager/SSGC or his delegated representative.

18. Fabrication of Steel-HDPE Pipe Riser for Gas Service Connections

The contractor has to manufacture all kind of risers for the service connections of domestic & commercial customers. The material includes Steel Pipe, HDPE 100 Casing, coating 2/3 Ply tapes, Transition fitting, Primer, Teflon tape etc. The manufacturing process of service risers includes pipe cutting, sand blasting, welding of transition fitting, threading, primer coating, bending, coating 2/3 ply tapes for sealing and its pneumatic pressure testing. Each riser should be tested for at 60 psig. All material for the fabrication of risers will be provided by SSGC. An approximate estimation of required material per riser is given in below table.

Martial Description	Quantity
Steel Pipe ¾"	1.5 m/riser
Service Valve	1 No./riser
HDPE 100 pipe 40 mm	1.7 m/riser
Transition Fitting ¾" dia x 20 mm	1 No./riser
Welding electrode 1/8"	0.03Kg rod/riser
Primer	1 lit/50 risers
2ply coating tape	1 roll /10 risers
3 ply coating tape	1 roll /20 risers
Teflon Tape	1 roll /4 risers

19. Steel - Galvanized Iron Piping – for Gas Service Connections

The service connection work includes all work necessary to connect Service Tee onto the HDPE service pipe, fitting of HDPE transition piece, bending of galvanized iron pipe, installation of fittings and to connect the riser assembly upto the gas meter. The joints of the service connection assembly upto the meter shall be tested with soap solution after completion of the work and rectified immediately, if found leaked. The results of the tests must be accurately reported on the reporting cards.

The threading of Galvanized Iron Line pipe shall be NPT and conforming to ASME/ANSI B1.20.1. All riser and lateral pipe shall be clamped to the building at intervals not exceeding 5 ft.

Pipe should ideally join a structure above ground and stay in a well-ventilated area. The entry point must be located in such a way that it can be redirected to the usage points in the shortest possible time. The contractor must ensure that no gas supply is delivered to the customer through any hidden piping or from old service connections.

Handwritten signature

20. Inspection

Before going further, any fault discovered during the various stages of inspection must be corrected by the contractor to the complete satisfaction of SSGC's Site Engineer/Project Manager. Irrespective of the inspection, repair and approval at intermediate stages of work, contractor shall be responsible for making good any defects found during final inspection/guarantee period/defect liability period.

21. Installation of Meters

The meter installation shall be preferred at the height of 5 ft. from the ground and in open/ventilated space so as to prevent Gas accumulation and easy dispensation of Gas to atmosphere in case of any smell/ leakage of Gas. The meter installation shall not be provided in any fixed enclosures, cabinets or confined space in the customer premises.

The Contractor's team will ensure that all household gas appliances are completely turned off by the customer to avoid occurrence of any hazard. Existing (old) service connection / assembly along with meter, regulator, ML cock & fittings shall be removed after dismantling all joints from (from outlet of service valve up to outlet of meter). New ML cock and regulator shall then be installed on new service connection along with meter by using Galvanized pipe, U-Bend, etc., as per drawing provided by SSGC. Fabrication of U-Bend will be carried out by the contractor.



Fire Extinguisher in working condition shall always remain on sites of work. The installation should have minimum clearance of about 3-4 ft., from electric point mains and switches.

22. Killing of Old Pipelines & Handling of Service lines/ Gas Meters

In coordination with the Project Manager/SSGC, the contractor must devise an action plan for the terminating existing pipelines and handling of old gas meters, regulators, and service lines. Previous pipelines should be decommissioned in such a way that there should be no interconnection between new and old pipelines.

The contractor has to excavate 4.5'x4'x5' ft. size Pits for Locating; Killing / Disconnecting of existing network and installation of fittings, as per site requirement or as advised by SSGC's site engineer. This can be accomplished with the use of appropriate tooling and equipment while causing the least amount of damage to the environment and vicinity. The contractor must ensure that no natural gas is left in the pipeline through portable leak detector testing and that it is safely purged into the open atmosphere in accordance with HSE and QA guidelines. The old pipelines should be cut off at several points with a fair gap between them or as per the instruction of Project Manager/SSGC in order to ensure that the old network has de-energized / disconnected.

After installing the new ones, the Contractor must disconnect the old service gas connection from the underground Service Tee Point, update the complete record, and communicate with the SSGC's Site Engineer/Project Manager. No new connections



will be permitted to any customers unless the old service lines were successfully disconnected.

23. Civil Work

Wherever required or advised by the Project Manager/SSGC, contractor has to supply the adequate materials and services for the completion of the civil work of the damages/repair caused by the rehabilitation work.

24. Recording of As-Built/Laid Drawings & Submission of Record

The Contractor will be required to submit computerized as-built/laid drawings duly certified by Project Manager/SSGC in A0/ A1 sheet form at 1:200 scale in prints plus soft copy.

The as-built/laid drawing shall be submitted on area wise as specified. The bill of materials used for the particular area shall be specified on the drawings. The Contractor shall use the area and crossing survey drawings prepared by them as reference.

The lengths, depths of installed pipe work, changes in direction, major fittings, etc., shall be recorded together with appropriate references to other services crossed and in the proximity of the gas pipe.

Distance of pipeline from permanent property /structure should be provided at least every 30' ft. If there is any change in alignment/orientation and offset distance etc., of the pipeline in between the above said 30' ft., the same shall be clearly mentioned in the as laid drawings.

Technical deviation (if any) should be provided with reference to the buildings and permanent structure around, and the same should be cited clearly with all relevant details.

Complete details of nullah crossings should be shown in a separate sketch, Name of roads, major landmarks and buildings should be mentioned appropriately for reference. Direction of gas flow should be indicated in each drawing. The details shall be prepared in standard format using AUTOCAD Map and format should be compatible (import/Export) to ArcGIS Software and submitted into CD ROM/USB.

The contractor must send three sets of the following documents:

- a) A full list of all houses and commercial establishments in the area assigned to him, including specifics of connections provided and reasons for not being able to provide or complete connections.
- b) Specifications of houses that had extra piping installed, as well as the materials used.
- c) A report on total material use.
- d) Material reconciliation with respect to the materials issued.
- e) Test reports & test certificates of gauges etc.

Any other documents / records required.



A handwritten signature in black ink, appearing to be "Anwar".

C. Quality Assurance System Guidelines

1. General Information

This portion of document specifies the Contractor's Quality Assurance Requirements. If there is a dispute between this specification and other contract clauses, it must be brought to the attention of SSGC/Project Manager during the bidding process and addressed with SSGC/Project Manager prior to placing an order.

2. Scope of Work of Quality Assurance System

2.1. Prior to award of contract

Before making an offer, the bidder must consider the scope of work, drawings, requirements, and standards, as well as other documents attached to the tender/enquiry form.

The bidder shall submit milestone chart showing the time required for each milestone activity and linkages between different milestone activities along with overall time period required to complete the entire scope of work.

The bidder shall develop and submit resource deployment chart and a manual or equivalent document describing/indicating/addressing various control/check points for the purpose of quality assurance and the responsibilities of various functions responsible for quality assurance.

2.2. After the award of contract

The bidder shall submit the schedule for submission of following documents in the kick-off meeting or within two weeks of the placement of order, whichever is earlier.

- a) Detailed Bar / Gantt Chart
- b) Quality plan for all activities, required to be done by the bidder, to accomplish offered scope of work.
- c) Inspection and test plans, covering various control aspects.
- d) Procurement schedule for items to be supplied by contractor covering inspection of the same.


Various documents submitted by the bidder shall be finalized in consultation with Project Manager/SSGC. All Quality Assurance Plan (QAP) documents shall be reviewed by concerned Department of SSGC and the bidder shall be required to incorporate all comments within the framework of this specification at this stage of the contract.

2.3. During job execution

During job execution, the bidder must adhere to all quality documents submitted and finalized/agreed upon in accordance with the contract's specifications. Approval of SSGC/Project Manager on all these documents shall be sought before start of work.


3. Quality Assurance System Requirements

- a) The bidder shall nominate an overall in-charge of the contract titled as "Contractor's Project Manager" for the scope of work of agreed contract. The name



of this person shall be duly intimated to SSGC including all subsequent changes, if any. SSGC shall correspond only with the project manager of the bidder on all matters of the project. The project manager of the bidder shall be responsible for co-ordination and management of activities with bidder's organization and all sub-vendors selected by the bidder.

- b) A well-qualified HSE & QA/QC supervisor shall be there to oversee all the operations and requirements pertaining to health, safety and quality assurance and shall be the focal person for the subject matter.
- c) The bidder must schedule the contract scope of work on a quality plan format such that no significant variations are required during contract execution. The bidder must schedule the types of services, as well as the different work methodologies, that he agrees to use to complete the contract scope of work.
- d) The bidder is required to review the contract at all appropriate stages to evaluate his capabilities with respect to timely and quality completion of all activities pertaining to contracted scope of work and shall report for constraints, if any to SSGC.
- e) For all documents, a system must exist which assures that latest/ required version(s) of the document(s) is available at all location/ point of use.
- f) The Bidder shall include a list of works which he intends to sub-let to sub-contractors. The work Sublet to Sub-contractors proposed by the Bidder are subject to SSGC/Project Manager approval and they have to comply all criterion mentioned in the contract.
- g) Bidder shall establish adequate methodology such that the materials supplied by the SSGC shall be adequately preserved, handled and made use of for the purpose for which they are provided. Material issued shall be documented and records shall be maintained.
- h) All output delivered against contract scope of work shall be suitably identified in such a manner through identification that sufficient traceability is maintained which permits effective resolution of any problem reported in the outputs.
- i) Critical activities must be defined, and the bidder must have documented methodologies that he would use to carry out those activities within the contract scope of work. Wherever, it is difficult to fully inspect or verify the output (special process), bidder shall pre -qualify, the performers and methodologies.
- j) All inspections carried out shall be in conformity to quality plans and or inspection & test plans. All inspection results shall be duly documented on controlled forms such that results can be co-related to specific product that was inspected /tested.
- k) All inspection, measuring & test equipment shall be duly calibrated as per International standards/ codes.
- l) All outputs delivered against contracted scope of work shall be duly marked such that their inspection status is clearly evident during all stages of the contract.
- m) All non-conformities (NCs) found by the contractor's QA/QC supervisor or by SSGC representatives shall be duly recorded, including their disposal action and resolved suitably. Effective corrective and preventive action shall be implemented by the bidder for all repetitive NCs, including deficiencies.
- n) Bidder shall prepare sufficient records for various processes carried out by him for delivery of contract scope of work such that requirements of this contract are objectively demonstrable. In case SSGC finds that enough objective evidence/recording is not available for any particular process, bidder shall be obliged to make additional records so as to provide sufficient objective evidence.



- o) For all special processes, bidder shall deploy only qualified performers. Wherever, SSGC observes any deficiency, the bidder shall arrange the adequate training to the performer(s) before any further delivery of work.
- p) Contractor has to prepare and submit a Weekly Progress Report. These reports will present summaries of the progress included but not limited to the NOC's / Permissions status, Road Cutting, Ditching, Pipe laying, Backfilling activities. The report will detail the progress made in the week and compare with the schedule, whether it is ahead or behind. It will also suggest remedial actions that will be taken to keep the project on track. There shall also be a summary of the material that was used and issued from the store. Any issues being faced by the contractor shall be highlighted to ensure timely communication and resolution.

D. Health Safety & Environment Guidelines

Prior to commencement of the Project, the Contractor shall produce a written safety policy and procedure for Project Manager/ SSGC approval and which the Contractor shall enforce during all execution and commissioning activities.

The Contractor must follow the specifications specified in the tender document. Furthermore, the Contractor must follow good working practices when storing and handling cleaning fluids, flammable fluids, and other hazardous materials, and ensure that no smoking or naked flames are allowed in the vicinity when these materials are being used.



Trench walls shall be sufficiently battered in order to minimize a trench collapse. Where there is a danger of an earth slide or collapse, the trench shall remain open for the minimum time possible with proper barricading. The Contractor is to ensure that no person enters a trench, which is of a depth of 5 ft. or greater, unless the trench has adequate shoring or the sides are battered to such an extent as to prevent a trench collapse.

The Contractor shall also protect all work sites with warning signs, barricades and night lighting. The Contractor shall inspect all fenced excavations daily, and maintain them in good order. The trenches/ pits shall not be kept open in night times. However, in case the same is essential the same shall be properly barricaded with proper lighting arrangements & manned.

The Contractor shall provide First Aid & all Personal Protective Equipment (PPEs) to his deployed labor which are necessary for safe working practice. Any accident causing injury to any person or damage to property or equipment shall be reported to the Project Manager/SSGC. At any stage if, the Project Manager/SSGC determines that the work is being performed by the Contractor in an unsafe manner, he may suspend the work until corrective action is taken by the Contractor.

During the Service Line Connections, the contractor shall take care of all safety norms applicable for such works at site. Contractor shall provide all safety appliances e.g., safety helmets, gloves, safety belts, ladders, staging, shoes, goggles etc.

During purging/Killing of gas pipelines, special procedures to be followed so that there is no chance of any unforeseen explosion. After completion of service line connections and before putting gas in operation, the contractor's workers should be equipped with gas leak / LEL detectors in order to identify any potential and hazardous leaks.



The Contractor shall be responsible for ensuring that the Site is kept clean and tidy and that all scrap materials and tools are removed from the Site on completion of the work.

When working at heights, all appropriate precautions must be taken. Installation of proper barricading and warning signs is required and without adequate lighting and the Project Manager's permission, no night work shall be allowed.



1. Representative of the Company

Representative of the Company for the purpose of this Contract would be:

Abdul Waheed Jumani

ASGM (D) SBU

2. Signing of Agreement

Formal signing of agreement shall be completed as soon as possible. However the Contractor shall mobilize/commence work after issuance of Letter to Proceed. Formal agreement would be made on stamp paper of value at the rate of Rs. 0.350 per hundred rupees of the value of contract. The stamp duty would be borne by the Contractor.

3. Monthly Deduction

Monthly deduction of Rs. 15,000 shall be made in case Contractor fails to deploy agreed / specified full time supervisory staff at site.

4. Rate Analysis.

SSGC may ask for rate analysis / of quoted offers, if indeed.

5. Completion Period

The entire work shall be completed within **Eight Months** from the issuance of Letter to proceed, which in case of work exigencies could be issued prior to signing of formal agreement.

6. Liquidated Damages

The rate of liquidated damages shall be **0.1% percent** of the final contract value for each day of delay and limited to a maximum of **ten (10%) percent** of the final contract value.

7. Performance Bond

The performance bond shall be an amount equal to five **(5%) percent** of the bid value / contract value and it shall be submitted within **10 days** of receipt by the Contractor of the Letter of Intent. The performance bond shall be released after satisfactory completion of maintenance period.

8. Maintenance Period.

The maintenance period will be **Six (06) months** after the issuance of Substantial Completion Certificate by the Company.



Handwritten signature

10. Retention Money

The retention money shall be equal to **Five (5%) percent** of the certified value of work which would be released after the maintenance period and rectification of punch list defects, to the satisfaction of the Company.

11. Mode of Payment

Payment against running bills shall be made to the Contractor by the Company as per actual executed quantities and in accordance with the conditions stated in the General Conditions of Contract and Bill of Quantities. For the contracts valued more than **one (01) Million** contractor's every running bill invoice shall be verified by the company engineer for release of **Sixty (60%) percent** adhoc payment **within (07) working days** on submission of the invoice on company's prescribed format. The balance amount of the bill will be settled **within 30 working days** from the submission of the invoices by the contractor.

12. Survey Equipment

The contractor shall provide all the required survey equipment at site. The survey instrument / equipment shall be in good condition and shall be available at site for use by the Company.



13. Damage to Property and Persons

The Contractor shall, except if and so far as the Contract provides otherwise, indemnify and keep indemnified the Company against all losses and claims for injuries or damage to any persons or property whatsoever arise out of or in connection with or in consequence of the construction and maintenance of the works and against all claims demands, proceedings, damages, costs, charges and expenses whatsoever in respect of or in relation hereto.

14. If LTP is not issued within 12 months after issuance of LOI, both parties are at liberty to Terminate / Revoke the LOI and contract.

NOTE:

- ***In case of any conflict between Special Conditions & General Conditions of the contract, the Special Conditions will govern.***

A. Evaluation of Potential Bidders

The purpose of this activity is to assess the potential bidders against pre-determined criteria for Construction Activities of Distribution Network through HDPE 100 Pipeline & its associated allied activities. The process is on Single Stage Two Envelope Basis, those bidders acquiring the Threshold marks in technical evaluation their financial will be opened on the given date and time.

The contractor shall be paid on a Schedule of Rates basis (SOR)/BOQ. The contractor is required to quote for all the SORs, in case of any SOR is not quoted by the bidder, the bid shall not be considered and would be rejected. Moreover, the contract will be awarded on complete package basis for all SORs. For removal of doubt, value of sum of all bids in all SORS will be added and lowest sum so arrived will be deciding factor. SSGC shall pay the contractor for measured quantity of each item of work actually carried out under the contract (milestone based), no advance payments or mobilization advance shall be entertained. Payment shall be at the rate for the work set out in the agreed Schedule of Rates/BOQ.

1. Mandatory Requirements

1.1. PEC Registration C-3 or Above

The bidder shall have valid registration with PEC under C-3 or above having specialization of CE-08 category (copy to be attached with the bid).

1.2. Blacklisting

The bidder has to submit an undertaking that the firm has not been black-listed by any Government/Semi Government Organization.

1.3. Provincial & Professional Tax Certificate

The bidder has to submit valid copies of Active Status of FBR Income Tax, professional tax and active SRB/BST whichever applicable tax certificates.

1.4. Audited Accounts

The bidder has to submit valid copy of company's audited account of last fiscal year


2. Bid Evaluation Process

2.1. Methodology/proposal of work

The bidder shall provide a detailed description of how they intend to execute the project, detail the project schedule with timelines and activities, necessary resources which will be used against each activity and expertise to achieve the desired project objectives.

2.2. Expertise of Contractor's Team

The bidder shall submit complete information of the team of the contractor to perform construction activities including but not limited to CV, qualification, experience which shall be minimum five (5) years or above as per attached form B-1. The




team of the contractor for construction activities may, as a minimum, comprise of the following expertise:

- Project Manager (Should be an Engineer) - Valid PEC Registration
- Field Construction Supervisors
- HSE & QA/QC Supervisor
- HDPE Pipe Welders / Jointers
- Compressor / Machinery Operator
- Ditching & Backfilling Labors

Apart from the technical team, the HDPE pipe fusion/jointers shall be certified by a reputable Third Party Verification body and hold valid certification, copy of certification(s) shall be enclosed. The contractor has to provide necessary undertakings (Form B-04) to SSGC that he/she has certified HDPE Pipe Jointers. There should also be sufficient ditching / excavation personal available for the required services so that work can be done in smooth and uninterrupted manner. Lastly, relevant operators for smooth operation of compressor and vehicles shall be easily available.

2.3. Equipment Infrastructure/Office Facility

The contractor must have a designated office location equipped with necessary office equipment likes computer, internet, telephone, printing/printers etc. If bidder wins the tender, then he/she has to develop the temporary office along with all facilities at the worksite as well.

Contractor has to provide the list of Construction Equipment owned by his/her company required to execute the HDPE pipeline construction job that would be checked by SSGC along with an undertaking (Form B-05) that the equipment will be deployed at project site within the project period. Moreover, in case of heavy machinery such as crane, dumper truck, excavator etc., are required, the contractor shall arrange/lend on its own.

2.4. Related Experience & Track Record of Contractor


The track record will be graded on basis of past experience of similar projects on laying of HDPE pipelines ranging from 20 to 180mm dia. The complete information regarding previous project assignments such as Project description, duration, completion dates, timely or delayed execution, resources deployed and project value/LoI etc. copies shall be provided.

2.5. HSE & Quality Certification

The bidder has to submit valid ISO 9001, 14001 and Occupational Health and Safety Certificate, ISO 18001/ISO45001 Certifications or equivalent and shall maintain valid certification throughout the execution of contract.

2.6. Financial Health

The bidder shall exhibit sound financial health / credit worthiness (Annual Turnover & Liquidity Assets as per criteria tabulated in Financial Requirements) and liable to submit bank statement of last one year of the company. The concerned team of SSGC will evaluate any liquidity or current assets risk of the firm to establish whether firm will be able to execute the project without financial constraints.



3. Technical Evaluation of Bid

The evaluation parameters are detailed below against which the bidder shall be graded. The process is divided into two (02) parts, first being the Qualitative and the second being the Quantitative. For the Qualitative Part, it is mandatory to tick 'Yes' in all the clauses and submit supporting documents at the time of bid submission. Failing to do so will lead to the rejection of the bid. For the Quantitative Part, the bidder shall be graded against each category and has to score at least 65% marks to be technically complaint. However, for the equipment category, the bidder must score at least 70% marks out of allocated in that category. In case less than 70% marks are obtained in construction equipment category the bid will be liable for rejection even if the minimum qualifying marks i.e. 65% are achieved.


a. Qualitative Mandatory Section

Sr. #	Essential / Mandatory Requirement	Yes	No
1.	Registration with Pakistan Engineering Council for Category with C - 3 or above Certificate		
2.	Undertaking that the firm has not been black-listed by any Government Organization.		
3.	Valid copy of company's audited account of last fiscal year		
4.	Photocopy of Active Status of FBR Income Tax, SRB/BST whichever applicable, & copy of valid Professional Tax Certificates		
5.	Valid copy of company's audited account of last fiscal year		

Note: Any "No" in this section means mandatory requirement is not fulfilled and the bid is liable to be rejected without further processing.

b. Quantitative Section

Sr. #	Item Description	Score	
		Rating	Maximum
1	Methodology/ Proposal of Work The bidder shall submit a detailed description of how they intend to execute the project, detail the project schedule with timelines and activities, necessary resources which will be used against each activity and expertise to achieve the desired project objectives.	05	05
2.	Expertise of Contractor's Team i. The hired team of the Contractor for Construction activities may comprise the following competency and education level just as (CV, qualification, and experiences of at least 5 years or above as per attached form B-1&B-2) a) Project Manager x 1 (Engineer) b) Field Construction Supervisor x 2 (DAE), 2 marks for 1 DAE c) HSE & QA/QC Supervisor x 1 (DAE), 1 mark for 1 DAE d) HDPE Pipe Welders / Jointers x 5 (Certified by Third Party), 1mark for 1 jointer	5 4 2 5	20



	e) Compressor / Machinery / Vehicle Operators x 2, 1 mark for 1 operator	2	
	f) Ditching & Backfilling Labor x 10, 0.2 marks for 1 labor	2	
	Note: HDPE Pipe welders shall produce valid HDPE Jointing Certification issued by Third party and contractor has to submit the undertaking of the same.		

3	Office Facility		
	i. Temporary Storage for Material	2	5
	ii. Computer with Printer	2	
	iii. Telephone/Internet	1	

Construction Equipment Availability				
Sr. #	Equipment	Quantity	Allotted Marks	
i.	Steel Pipeline Locators.@ 1.5 mark for each	02	3	
ii.	Automatic Electro fusion machines with bar code @ 1 mark for each	05	5	
iii.	Butt Fusion Machine for required Diameter Jointing	01	2	
iv.	Air Compressor for Purging / Testing	01	1	
v.	Asphalt Cutter @ 1 mark for each	02	2	
vi.	GPS Coordinates Recording equipment @ 1 mark for each	02	2	
vii.	Single Cabin Vehicle @ 1 mark for each	02	2	
4.	viii.	Dewatering/ Slurry /Mud pump @ 1 mark for each	02	2
	ix.	Generator 5 KVA @ 1 mark for each	02	2
	x.	Welding Plant	01	1
	xi.	Portable Gas Leak Detector @ 1 mark for each	03	3
<p>Note: The bidder has to provide undertaking (Stamp Paper minimum worth of PKR200/) that the above construction equipment are in ownership of contractor and will be made available at project site within the project period and the same is in fit and operational condition (later will be checked by SSGC). In case of requirement for heavy machinery such as dumper truck, crane, excavator etc., bidder shall arrange/lend on its own expense. <u>For qualifying at least 70% marks are mandatory to obtain in this category.</u></p> <p>In case of any fraudulent practice, incomplete or wrong information the Contractor shall be liable to be dealt as per PPRA rules.</p>				


25



[Handwritten signature]



5.	<p>Past Performance as per Form B-3</p> <p>Relevant experience of similar type / nature of projects of HDPE pipeline construction in past five (05) years.</p> <p>a) 40 - 63 mm ø Project (1 No x 2 marks for each project) maximum 03 projects.</p> <p>b) 63 - 125 mm ø Project (1 No. x 2 marks for each project) maximum 03 projects.</p> <p>c) 125 - 180 mm ø Project (1 No. x 2 marks for each project) maximum 02 projects.</p> <p>d) 180 mm ø and above Project (1 No. x 2 marks for each project) maximum 02 projects.</p> <p>Following details have to be provided for each project/assignment</p> <p>a) Project Value</p> <p>b) Planned Duration and Cost</p> <p>c) Actual performance - duration and cost</p> <p>d) Length of pipeline laid</p> <p>e) Resource (manpower and equipment deployment)</p> <p>Bidder shall attach Purchase Order copy of the project</p>	SSGC	
-6.	<p>Innovativeness & Compliance</p> <p>Valid ISO 9001, 14001 and Occupational Health and Safety Certificate, ISO 18001/ISO45001</p>	5	5
7.	<p>Annual Turn-Over: The company to exhibit sound financial health to be graded on following Annual Turn-Over / Sales criteria:</p> <p>1. PKR 100 Million or above</p> <p>2. PKR 70 - 99 Million</p> <p>3. PKR 50 - 69 Million</p> <p>4. PKR 30 - 49 Million</p>	15 10 5 2.5	15
8.	<p>Liquidity:The company shall have sufficient liquid assets for execution of project, to be graded on the following criteria:</p> <p>1. PKR 20 Million or above</p> <p>2. PKR 15 - 19 Million</p> <p>3. PKR 10 - 14 Million</p> <p>4. PKR 5 - 9 Million</p>	5 4 3 2	5
Total		100	100



[Handwritten signature]

2. HSE Questionnaire



Do you have a formal written Safety Policy? YES NO

If yes, please attach a copy(s)

Is safety policy distributed to all employees and posted at the offices? YES NO

Do you have a safety program manual? YES NO

If yes, please state scope

Do documented procedures exist to support the safety manual? YES NO

If no, how is your safety program implemented?

Do you operate a formal review/audit of the safety program? YES NO

How are review/audit results identified, documented and implemented?

Do you hold regular safety meetings for all employees YES NO

If yes, how frequently do you hold these meetings?

Weekly _____

Fortnightly _____

Monthly _____

Others _____ When? _____

Do you hold regular safety inspection? YES NO

If yes, please provide details.

What Type of employee training programs are in place?

Is training delivered to subcontractors? YES NO

Is training delivered to clients? YES NO

How are accidents investigated and reports circulated to management? Give a copy of any report if available.



QUALIFICATION & EXPERTISE OF CONTRACTOR'S TEAM PROPOSED FOR THE ASSIGNMENT

1. Name:
2. Profession/Expertise:
3. Qualification/ No. of Years of Experience:
4. Date of birth:
5. Nationality:
6. Years with the firm:
7. Degree of proficiency:
8. Experience:
9. Membership of professional societies:
10. Academic Qualification:
11. Other trainings:

I, the undersigned, certify that, to the best of my knowledge and belief, these bio-data correctly describes myself, my qualifications and my experience


Signature: _____

Dated: _____

Note:

1. Please fill one form for each expert as above. Additional experience information may be attached with the form.
2. An affidavit on stamp paper of Rs. 20 stating that the copies of certificates attached of key staff are genuine and will be responsible for any discrepancies arising later on.
3. All the above information provided shall be supported with documentary evidence; otherwise no marks will be awarded.

[Handwritten Signature]



INFORMATION FORM

1. Name of Contractor

- Address
- Telephone No (s)
- Fax number
- E-mail

2. Description of firm (Ownership / Organization)
Attach copy of certificate of registration

3. Experience (Number of Years)

4. Experience of the firm (on appended B-3 form) during the past five (5) years.

5. Organization chart showing contractor structure.

6. Additional information

Yours truly,

Name of Authorized
Representative:

Position:

Date:

* All the above information provided shall be supported with documentary evidence; otherwise no marks will be awarded.



5. Form B-03

**Assignment Completed by the Firm in the Last Five Years
[Along with Documentary Evidence & Details]**

[NAME OF THE FIRM]

- 1. Name of Assignment :
- 2. Name of Client :
- 3. Address of Client :
- 4. Start Date :
Month/Year :
- 5. Completion Date :
Month/Year :
- 6. No. of staff / professionals deployed :
- 7. Approx. Value of Services/ Assignments :
- 8. Description of project :
- 9. Description of Services provided by the firm :

Note:

- i) *One form for each assignment.*
- ii) *All the above information provided shall be supported with documentary evidence; otherwise no marks will be awarded.*



**UNDERTAKING FOR THE CERTIFICATION OF HDPE
JOINTER/WELDERS(STEEL/PE)
Tender Enquiry No. SSGC /**

I _____, S/o, D/o _____, holding CNIC No. copy attached and representative of _____ Contractor/Company, solemnly affirm and declare that the following submitted certificates of HDPE Jointers/Steel Welders are genuine & valid and are certified by a Reputable Third Party.

In case of any fraudulent action, false or misinformation, I shall be liable for penalties as per PPRA rules. Moreover, I also agree to bear all financial losses incurred due to defaults in misreporting the facts. I further undertake to pay all liquidated damages and penalties as per SSGC's terms and conditions.

Sr. #	HDPE and Steel Welder/Joiner Name	Certificate	Verified By
i.			
ii.			
iii.			
iv.			
v.			
vi.			
vii.			
viii.			
ix.			
x.			
xi.			

Name of Contractor: _____

Signature of Contractor: _____

Contractor's Name & Stamp: _____

Note: The bidders are required to furnish this mandatory undertaking on Stamp Paper of Rs. 200/- while submitting this tender.




UNDERTAKING FOR OWNERSHIP OF EQUIPEMENT

Tender Enquiry No. SSGC /

I _____, S/o, D/o _____, holding CNIC No. copy attached and representative of _____ Contractor/Company, solemnly affirm and declare that the quantity of equipment detailed in below table is under my company's ownership and will be made available throughout the project duration and the same are in fit and operational condition. In case of any default in the equipment ownership claim or operational deficiency, I shall be liable for penalties as per PPRA rules. Moreover, I also agree to bear all financial losses incurred due to defaults in misreporting the facts. I further undertake to pay all liquidated damages and penalties as per SSGC's terms and conditions.

Sr. #	Equipment	Quantity Available
i.	Steel Pipeline Locators	
ii.	Automatic Electro fusion machines with bar code	
iii.	Butt Fusion Machine for required Diameter Jointing	
iv.	Air Compressor for Purging / Testing	
v.	Asphalt Cutter	
vi.	GPS Coordinates Recording equipment	
vii.	Single Cabin Vehicle	
viii.	Dewatering/ Slurry /Mud pump	
ix.	Generator 5 KVA	
x.	Welding Plant	
xi.	Portable Gas Leak Detector	

Name of Contractor: _____

Signature of Contractor: _____

Contractor's Name & Stamp: _____

Note: The bidders are required to furnish this mandatory undertaking on Stamp Paper of Rs. 200/- while submitting this tender.




Signature


Section - W
Special Conditions of Tender Document
Tender Enquiry No. SSGC/SC/

Note: In case of any conflict between special conditions of Tender Document and any other terms & conditions, the Special Conditions of Tender Document will govern / prevail.

- 1- Contractor to submit the following within 15 days after issuance of Letter of Intent (LOI).
 - a. Performance Bank Guarantee
 - b. Stamp Papers
 - c. Insurance Policy
 - d. Any other Document as mentioned in the LOI
- 2- Formal contract will be made on Non-Judicial stamp paper of value @ Rs 0.35 per hundred rupees of contract value, as per prevailing rate by Government of Sindh & Balochistan. The stamp duty will be borne by the contractor and also submit the copy of challan of stamp paper. Further as per Government of Sindh Board of Revenue notification NO.CIS/SWB/BOR/R&T-17/2022-808 dated 08-06-2022 all judicial and non-judicial stamp paper of the denomination of rupee five hundred and above shall be exclusively on e-stamp.
- 3- All kinds of Government Taxes, Duties and Levies against any item of the contract, shall entirely be the responsibility of the Contractor. Income Tax will be deducted as per applicable Law under the prevailing Government Rules. Rate of Income Tax deduction in relation to submission of Income Tax certificate from the Contractor should also be stipulated.
- 4- Bank Guarantee (Bid Bond Guarantee/Performance Bank Guarantee) will be made on Non-Judicial stamp paper at the prevailing rate as specified by the respective Provinces. Further the bidder/contractor submitting the Bid Bond guarantee/Performance Bank guarantee being prepared by the State Bank's schedule banks should ensure that there should be no deletion/insertion/alteration/modification of any terms in the Bid Bond/PBG guarantee format as given in the tender document or else bid will be liable for rejection.
- 5- If the letter to proceed (LTP) by user deptt. is not issued within six months after issuance of letter of intent (LOI), both the parties are at liberty to terminate/revoke the LOI without any claim of loss or damage to the other party.
- 6- The completion period of the said work shall start with effect from the issuance of Letter to Proceed, which in case of work exigencies could be issued prior to signing of formal agreement.
- 7- In case of services and works tenders:
Bids determined to be substantially responsive will be checked by the Procuring Agency for an arithmetic error. Errors will be corrected by the Procuring Agency as follows;
 - a. Where there is a discrepancy between the amounts in figures and in words, the amount in words will govern ; and
 - b. Where there is a discrepancy between the unit rate and the line item total resulting from multiplying the unit rate by the quality, the unit rates as quoted will govern, unless in the opinion of the Procuring Agency there is an obviously gross misplacement of the decimal point in the unit rate, in which case the line item total as quoted will govern and the unit rate will be corrected.
- 8- The bidder shall fill in rates and prices for all items of the works / services described in the BOQ. Item against which no rate or price is entered by a bidder will not be paid for by the Procuring Agency when executed and shall be deemed covered by rates and prices for other items in the BOQ. **Any Bidder who change / amend the BOQ or Price Schedule (description, Quantity, UOM etc.) will render the bid as conditional bid and will be liable for rejection.**
- 9- **Method For Submission of Bid Bond (Under Single Stage Two Envelope Bidding Procedure):**
In case of Single Stage Two Envelope Tenders the fixed bid bond as per clause#09 of General Terms & Conditions to be placed in the Technical Proposal. However, if the bid bond is placed in the financial proposal will also be considered. Without submission of bid bond (either in Technical proposal or financial proposal) the bid will be rejected.
- 10- Bid bond submission (2%) of the bid amount as mentioned in the clause 9 of General Terms & Conditions, to be treated as null & void, however other contents of clause 9 will remain unchanged. The submission of fixed amount of Bid security is appearing in the Schedule of Requirement/Bid Form.



- a) All the bidders are advised to furnish fixed bid security amount appearing in Schedule of Requirement/Bid Form, failing which their bid will be rejected.
- b) The submission of fixed amount of bid security is also mandatory for all the bids valuing Rs.500,000/- or less.
- c) The word lowest bidder or the lowest evaluated bid has been substituted to read as **most advantageous bid**.
- 11- Bid shall remain valid for acceptance for period of (120) days from the date of public opening of the bids & Bid Bond validity is for 150 days.
- 12- In case the local agent requires to offer bid form more than one Principal / Manufacturer, it is mandatory to purchase separate tender document for each Principal / Manufacturer, failing which the bid submitted with the original tender document will only be accepted and the bid with photocopy of tender document will be rejected.
- 13- **Blacklisting Mechanism of Suppliers and Contractors and their Local Agent:**
Black listing mechanism is attached separately in the tender documents which will become an integral part of Tender Documents and now be followed / enforced in true letter & spirit and **supersede the Black listing terms as mentioned in the General Terms & Conditions.**
- 14- Original counter slip of token which is issued with tender document to be attached on the TOP of envelope at the time of bid submission"
- 15- The **Successful Contractor(s) / Supplier(s) / Consultant(s)** shall submit a copy of Professional Tax Certificate with their Invoices / Bills failing which the payment will not be released.
- 16- **Contracts of Contractors**
In the event the contractor is not willing to extend the CONTRACT for further term(s) / Period(s) under the same terms & conditions and the quoted price as defined in the bid documents, the contractor is liable to intimate in writing to SSGC at-least 3 (Three) months in advance prior to completion of the existing contract term / period, failing which, action will be taken as per tender terms.
- 17- **Insurance**
In addition to the Clause 22 –**Insurance**, of General Term and Condition, when The **Successful Contractor(s) / Supplier(s)** will submit Insurance Policy to SSGC, the Insurance Company (policy issuer) should be registered with SECP, otherwise the insurance policy will not be considered / rejected at contractor's risk and cost. The insurance coverage period will be according to the work completion period as mentioned in the contract / tender documents.
- 18- **Fixed Bid Security – Alternative Bid**
A bidder cannot submit two bids/offers with a single fixed bid security/pay order. However, the alternative bids/offers with separate fixed bid security/pay order can be accepted, failing which the bids will be liable for rejection.
- 19- **Bid Bond & PBG (Performance Bank Guarantee) for Proprietary Tenders**
In case of proprietary Tenders, the Bid Bond & Performance Bank Guarantee (PBG) are not required / Applicable.
- 20- SSGC will not pay invoices if they are turned in after 6 months of work completion / material delivered.
- 21- It is mandatory for the bidders to follow all the terms and conditions given in the tender documents without any addition / deletion / amendment and submit the bid accordingly. Therefore, in this context, the bidders are requested not to give their own terms and conditions as it tantamount towards the conditional bid. Otherwise their terms and conditions will not be considered and the Purchase Order / Contract will be awarded based on only as per SSGC tender terms and conditions.
- 22- The bidders/contractors are required to provide their only one Bank Account number (IBAN number) on the 'FORM-X' attached duly signed & stamped as one time information, which shall be firm (not changeable) for all the future payment transactions.
- 23- **Payment:**
The supplier after delivery of goods and its acceptance shall submit invoice to Finance Department of the Company, containing following information i.e.
- (a) Purchase order No. & date
 - (b) Items
 - (c) Quantity
 - (d) Price
 - (e) Invoice value
 - (f) Point of delivery
 - (g) Delivery challan indicating delivery date, etc.




- (h) Supplier(s) are required to submit signed and stamp acknowledgement slip, Sales Tax return, Annex "C" & Annex "I" (whichever applicable) in which Sales Tax (of relevant Sales Tax invoice) is paid.

Payment will be made within 30 days of completion of stated requirements.

23. In case the insurance policy submitted by the contractor is expired during the execution of job, it is the responsibility of the user department to coordinate with the contractor to get it renewed/updated till the period the job is completed/commissioned.

In case the job is not completed within the given time as per tender terms and the insurance policy submitted by the contractor expires, the contractor is liable to get this insurance policy renewed / updated immediately till the period of the job is completed / commissioned as per tender terms failing which the contractor will be responsible for any loss to SSGC.

24. Bidders can quote their rates on both i.e. Schedule of Requirement/Bid Form as well as Bill of Quantity (BoQ)
25. Subsequent to the issuance of LOI, successful bidder has to submit 10% Performance Bank Guarantee of the contract value unless and until specified in the tender document.
26. Company reserve the right to award the Purchase Order /LOI to most advantageous bidder.
27. As per SRO 592(I)/2022 of PPRA Regulations, for Procurement Contracts/Purchase Orders worth of Rs. 50 million and above, bidders/contractors are required to submit the Beneficial Owner's Information for Public Procurement Contracts/Purchase Orders (Annexure-I).
28. Bidder will be blacklisted and henceforth cross debarred for participating in respective category of Public Procurement proceedings for a period of (not more than) six months, if fail to abide with a bid securing declaration (which is an integral part of tender document), however, without indulging in corrupt and fraudulent practices, if in breach of obligation(s) under the Bid conditions:
- a) The bidder have withdrawn or modified their bid during the period of bid validity as specified in the tender terms.
- b) Having been notified of the acceptance of bid by procuring agency during the period of bid validity (i) failure to sign the contract or accept purchase order (ii) fail or refuse to furnish the performance security or to comply with any other condition as mentioned in the tender document.
29. Wherever the "Rate Only" is mentioned (either on BOQ or anywhere in tender documents) the same shall only be applicable not exceeding 15% of the original procurement for the same items as given in the BOQ for package basis. In case the requirement is on item wise basis (not package basis) then not exceeding 15% of the original Procurement for the same items (on item wise basis) as given in the BOQ.
30. **Lots:** In case when the tender is floated on LOT basis, following clauses to be applied:
- a) The bidder(s) are essentially / mandatorily required to submit fixed bid bond as mentioned in the bid form/BOQ/Invitation to Bid. Separate fixed bid bond to be submitted against each individual LOT and its validity to be 150 days at the time of opening of technical proposal.
- b) Evaluation for each LOT will be carried out separately. Each LOT-will be awarded separately.
31. For open competitive bidding if the most advantageous bidder is new local manufacturer, 10% trial order will be placed and remaining 90% order will be awarded to the next most advantageous bidder at their own quoted rates.
32. Redressal of Grievances And Settlement of Disputes:
- Any bidder feeling aggrieved by any act of the procuring agency after the submission of his bid may lodge a written complaint concerning his grievances within seven days of announcement of the technical evaluation report and five days after issuance of final evaluation report.
 - In case, the complaint is filed against the technical evaluation report, the GRC shall suspend the procurement proceedings.
 - In case, the complaint is filed after the issuance of final evaluation report, the complainant cannot raise any objection on technical evaluation of the report. Provided that the complainant may raise the objection on any part of the final evaluation report in case where single stage single envelope bidding procedure is adopted.



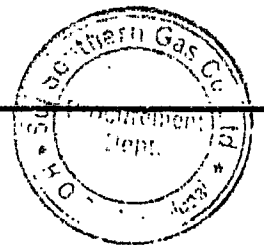
SECTION - V

General Terms & Conditions**1. Definitions and Interpretation:**

1.1

In these tender documents (as hereinafter defined) the following words and expressions shall have the meaning hereby assigned to them except where the Tender requires otherwise.

- a) **Company** means the Sui Southern Gas Company Limited; a Company registered under statutes of Pakistan and includes any successors-in-interest or assignees.
- b) **Engineer** means the Engineer(s) nominated by the Company to look after and supervise the Work.
- c) **Representative of the Company** means a duly authorized person appointed by the Company or as specified in the "Special Conditions of the Contract" to perform the assigned duties.
- d) **Bidder** means any person or persons, firm or company bidding for the Work.
- e) **Contractor** means the persons, firm or company whose Tender (as hereinafter defined) has been accepted by the Company and includes the Contractor's representatives, sub-Contractors, successors and permitted assignees (Prior to the execution of the Contract the word "Contractor" also means a Tenderer or Bidder submitting a proposal in accordance with the Tender Documents).
- f) **Agent or Representative** means person(s) appointed by the Contractor to perform duties as set forth in the Contract.
- g) **Laborers/Workmen** means such laborers/workmen and staff as may be employed by the Contractor for purpose of carrying out the Work.
- h) **Sub Contractor** means any firm or person having a direct Contract with the Contractor. Nothing contained herein however, shall be deemed or be construed to impose upon the Company, any obligation, liability or duty to a sub-contractor or to create any contractual relation between any sub-contractor and the Company.
- i) **Work** means whole of the Works / Services or part thereof to be executed in accordance with Tender / Contract documents, whether temporary or permanent and whether original, altered substituted or additional.
- j) **Contract Documents** shall consist of duly executed Articles of Agreement, the Tender Documents and the Tender submitted by the successful Bidder including modifications thereto incorporated in the documents before and after the execution of the Contract.
- k) **Contract Price/Value** means the sum named in Schedule of (SOR) / BOQ subject to additions thereto or deductions there from as may be made under the provisions hereinafter contained.
- l) **Plant** means all machineries, equipment, materials, appliances or things of whatsoever nature required in or about the execution, completion or maintenance of the Work, but does not include such equipment, materials, appliances or things intended to form part of the permanent Work.
- m) **Temporary Works** means all temporary works of every kind required in or about the execution, completion or maintenance of the Work.
- n) **Drawings** means the drawings referred to in the Contract documents and any modification of such drawings.
- o) **Location** means the land and other places on, under in or through which the Work is to be executed or carried out and other lands or places provided by the Company for the purpose of the Contract.
- p) **Approved/Approval** means approved/approval in writing by Company's representative or as specified in "Special Conditions of Contract".
- q) **Tender/Bid** means the offer tendered by the Bidder for the Work governed by the Contract.
- r) When the terms Acceptable, Satisfactory, Proper, or other such general qualifying terms are used in the Contract, it shall be understood that reference is made to be sole ruling and the sole judgment of the Company.
- s) The Word Equivalent or Equal where used in these documents in the general sense shall not mean Similar but shall mean "Conforming to, Like, of Kind/Quality and Function". "Proprietary Items" and "Trade Names" are used for the purposes of establishing a standard of "Kind, Quality and Function" and "Equipment" items, articles, things or materials will be approved, if held to be "Equivalent" by the Company.
- t) **Approved Banker** wherever occurring in this Contract shall mean a Scheduled Commercial Bank operating in Karachi and acceptable to the Company.



- u) **Specification(s)** means the standard codes of practice and other specifications issued with the Tender and any notification such as specifications approved in writing by the Company and other specifications as may from time to time be furnished or approved in writing by the Company.
- v) **Month** means calendar month of the Christian era.
- w) **Time Schedule** is a graphical illustration of the time span of various Work activities defining starting and completion dates.
- x) **Bonds** mean Bid Bond, Performance Bond or Bank Guarantee and other instruments of security furnished by the Bidder of his surety in accordance with the Tender/Contract.
- y) **Completion Date** means the date on which the Work has been completed in accordance with the Contract so that it can be utilized for intended purpose.
- z) **Day** means a day of 24 hours mid night to mid night.
- aa) **Completion Period** means the time allowed for the execution of the Work.

- 1.2 Words importing the singular only also include the plural and vice-versa where the Contract so requires.
- 1.3 The marginal headings or notes in these Conditions of Contract shall not be deemed to be part thereof or be taken into consideration in the interpretation or construction thereof or of the Contract.
- 1.4 If there is any conflict between the Special Conditions and the General Conditions, the Special Conditions shall modify, supplement and supersede the General Conditions.

2. **Examination:**

Bidders shall visit/inspect/examine the Work & Location and shall fully acquaint themselves with the nature and requirements of Work/Services, access to Work/Location, availability of materials, weather, law and order and local conditions etc. before submitting their Bids. Submission of the Bid shall be prima facie evidence that the Bidders have fulfilled this requirement and shall be binding upon him.

3. **Conflict between Drawings/Specifications/SOR:**

In case of any conflict between drawings/specifications, SOW/TOR and SOR/BOQ, with regard to the quality of any item, the Contractor / Consultant shall base his quotation for the better quality. In case of any deficiency in the drawings/details, the Contractor / Consultants shall seek clarification from the Company. Submission of Bids/rates on the basis of incomplete drawings/details shall be Contractor / Consultant's sole responsibility.

4. **Additions, Deletions:**

The Company reserves the right to make addition (Upto 15 %) and delete the quantity from the Work defined in SOW/TOR/SOR/BOQ as deemed necessary before or after the execution of the Contract. All such additions and deletions shall only be authorized in writing by the Company.

5. **Schedule of Requirement:**

The quantities specified in the SOR/BOQ are estimated and are intended to serve only as a guide to the Bidders. Payments shall be made on the basis of actual Work quantum done as measured. No claims or adjustments shall be entertained/allowed on account of increase or decrease in the Scope of Work which has not been duly authorized by the Company through the issue of change orders as stipulated in the relevant provision.

6. **Rate:**

The Bidder shall quote all item rates and lump sum prices as shown in the "SOR/BOQ". Bidders shall fill in the rate / price for each item in the SOR/BOQ. In case of any discrepancy between item rate and the amount, the quoted item rate will prevail. The quantities given in the SOR/BOQ are estimated ones and are subject to variations. That is, there could be increase or decrease. Nevertheless, the item rates quoted by the Bidder shall remain fixed and no escalation whatsoever shall be permissible. The rates / prices quoted by the Bidder shall be workable. The Bidder shall be required to furnish a complete rate analysis of any item in the SOR/BOQ as considered necessary, by the Company.

7. **Escalation:**

It may be clearly understood that this tender does not contain a price variation clause and therefore, all unit prices quoted shall be firm, irrevocable fixed and valid until completion of the Contract and will not be subject to variation on any account.

8. **Validity:**

Bids shall remain valid for acceptance for a period of (120) days from the date of bid opening. If the last date falls on a holiday, the validity will be extended to the first Company working day thereafter.

9. **Bid Bond (Earnest Money):**

The Bidder is required to furnish Bid Bond strictly in accordance with the prescribed format, in the form of a Pay Order, Demand Draft or Bank Guarantee issued only by a scheduled commercial bank operating in Karachi, for an amount fixed bid bond as specified of tendered Work / Services quoted by the Bidder in favor of Sui Southern Gas Company Limited. No Bid shall be considered without a Bid Bond and no cash or cheque or a guarantee issued by an insurance company shall be accepted.

The Bid Bond shall remain valid for a period of 150 days from the date of Bid opening. Bid Bonds of the unsuccessful Bidders shall be returned as soon as practicable, The successful Bidder's Bid Bond shall be retained by Company until execution of a Contract for the Work / Services defined in these documents and the submission of a Performance Bond prior to the execution of Contract.

In the event that the successful Bidder refuses or fails to provide (PBG) and Stamp papers for contract within fifteen (15) days of the issuance of a Letter of Intent, Company shall be at liberty to forfeit the Bid Bond.

In the event of the bid bond validity falling short of the prescribed period of 150 days as the case may be either (i) due to extension in the bid submission date or (ii) where so required by the procuring agency, than in such an event it shall be mandatory on the bidder to extend the bid bond validity up to 150 days within 30 days of the opening of technical proposal / bid, and / or where so required by the procuring agency.

In case when bidder submit alternate bids a separate bid bond for each bid is required otherwise bid will be liable for rejection. In case of Single Stage Two Envelope bidding system (bid bond will be enclosed with "Financial" bid, unless and until specified separately in Tender terms).

The bid bond may be forfeited if a bidder withdraws the bid during validity period specified by the bidder or if successful bidder fails to:

- Accept purchases order/LOI,
- Furnish performance guarantee in accordance with clause 10 of General Terms & Conditions,
- Extend Services as per requirement and completion Period.

10. Performance Bond:

The Bidder shall furnish a Performance Bond strictly (if the bid increases to Rs. 500,000/-) in accordance with the prescribed format in the form of a bank guarantee issued by a scheduled commercial bank operating in Karachi for an amount equivalent to FIVE (05) percent of the Contract value. Failure to furnish the performance Bond before execution of the Contract will entitle the Company to consider the Bidder as having abandoned the Contract and the forfeit the Bid Bond. The Performance Bond shall remain valid till after three (03) month of completion of the work.

The Company's right to recover damages from the Bidder for breach of Contract shall not be limited to the value of the Performance Bond. In the event of the Bidder failing to execute a formal Contract or to submit the Performance Bond in the manner aforesaid and in the period specified, the Company shall be entitled to appropriate the earnest money submitted by the Bidder with his tender without prejudice to its right to claim any further loss or damage which may result to it by reason of the aforesaid default of the Bidder as if Contract is actually executed for the purpose of such claims.

The Bidder shall extend the validity period of the Performance Bond for such period(s) as required for the Contract performance.

The performance bond of the successful bidder will be released after successful completion of work.

11. Retention Money:

The amount to be retained from payments shall be equal to the specified percent of certified value of Work which would be released after the maintenance period.


12. Completion Period:

Subject to any requirements as to completion of any portion of the Work before the completion of the whole of Work, the Work shall be completed within the specified completion period. The Work shall not be considered as completed until the Company has certified in writing that it has been completed. Should extra, altered or additional Work of any kind, or any other cause of delay, which in the opinion of the Company could not have been foreseen by the Contractor / Consultant requires extension in completion time, then on the written request of the Contractor / Consultant, the completion period as provided in the Contract shall be extended by the Company. All such extensions shall be allowed in writing by the Company's representative.

13. Signing / Execution of Contract / Agreement:

Formal signing / execution of Contract / Agreement shall be completed within fifteen (15) days of receipt of "Letter to Proceed". The Company shall prepare the Contract in accordance with the prescribed format (Contract Form, and Articles of Agreement) for the purpose and the successful Bidder shall be communicated the date and time by the Company for the execution of Contract.

The successful Bidder shall provide the stamp paper, of value at the rate of thirty five (35) paisa per every hundred Rupees or part thereof of the amount of the Contract, or at the prevailing rate as specified by the Government of Pakistan.



In case the agreement is executed for services i.e Janitorial, Canteen, Landscaping, Maintenance Contract etc.... will be for One year extendable for further Two terms of one year each unless specified in Special Term & conditions.

14. **Award / Evaluation Criteria:**

Company reserves the right to settle the final award of job to the technically compliant and lowest evaluated and commercially responsive bidder.

Evaluation may be carried out both on item or on group of items/single or multiple package basis depending upon the nature of requirement exclusively at the discretion of the company to ensure economic procurement.

15. **Commencement & Execution of Work:**

Notwithstanding any delay in the preparation / execution of the Contract the successful Bidder shall commence mobilization / preparations and under take the Work within (15) days after receipt of the Letter to Proceed.

The Contractor / Consultant shall prior to commencement of Work, obtain the written authority and instructions of the Company.

16. **Change in Orders:**

The Company may at any time, by a written notice to the Contractor / Consultant, make changes within the general Scope of Work of the Contract.

Upon notification by the Company of such change, the Contractor / Consultant shall submit to the Company an estimate of costs for the proposed change (hereinafter referred to as a change) within ten (10) calendar days of receipt of notice of the change, and shall include an estimate of the impact (if any) of the change on the completion date (s) under the Contract, as well as detailed schedule for the execution of the change, if applicable.

The Contractor / Consultant shall not perform changes in accordance with above, until the Company has authorized a Change Order in writing on the basis of the estimate provided by the Contractor / Consultant.

Changes mutually agreed upon as a change shall constitute a part of the Work under this Contract, and the provisions and conditions of the Contract shall apply to said change.

17. **Assignment:**

The Contractor / Consultant shall not assign, in whole or in part, its obligations to perform under the Contract except with the Company's prior written consent.

18. **Termination of Contract:**

The Company may decide to terminate the Contract in one of the following situations:

(i) **Termination for Default:**

The Company may, without prejudice to any other remedy for breach of Contract, by written notice of default sent to the Contractor / Consultant, terminate the Contract in whole or in part.

(a) If the Contractor / Consultant fails to complete the contracted Works / Services within the time period(s) specified in the Contract or any extension thereof granted by the Company.


(b) If the Contractor / Consultant fails to perform any other obligation(s) under the Contract.

(c) If the Company during the completion period of the Contract has reason to believe that the Contractor / Consultant will not be able to fulfill the obligations under the Contract.

Prior to the exercising of any right by the Company to terminate the Contract, the Company shall issue notice to the Contractor / Consultant specifying the default(s) and the Contractor / Consultant shall submit an explanation within seven (07) days of receipt of such notice. If such explanation is not furnished within the stipulated time or if so furnished, is found to be unsatisfactory and / or the default(s) continues, the Contract may be terminated by the Company.

(ii) **Termination for Insolvency:**

The Company may at any time terminate the Contract by giving written notice to the Contractor / Consultant, without compensation to the Contractor / Consultant, if the Contractor / Consultant becomes bankrupt or otherwise insolvent. Notwithstanding the above such termination will not prejudice or affect any right of action or remedy which as accrued or will occur thereafter to the Company.



(iii) **Termination for Convenience:**

- a. The Company may by written notice sent to the Contractor / Consultant, terminate the Contract, in whole or in part, at any time for its convenience. The notice of termination shall specify that termination is for the company's convenience, the extent to which performance of work under the Contract is terminated and the date upon which such termination becomes effective.
- b. The Works that are complete and ready for Commissioning within thirty (30) days after the Contractor / Consultant's receipt of notice of termination shall be at the Contract prices and on the existing Contract terms. For the remaining Works, the Company can also opt to have any portion thereof completed and commissioned at the contract prices and on the other contract terms.

19. **Liquidated Damages:**

If the Contractor / Consultant fails to complete the Work or perform the Services specified in the Contract within the stipulated period / scheduled time specified in the Contract, the Company, without prejudice to any other remedies, shall deduct from the bills or any other due payments / guarantees, as liquidated damages, a sum equivalent to 0.1 % per day of the value the Contract, until actual completion of the Work or performance of the Services. However if delay of over 100 days takes place (i.e. equal to 10%), the Company reserves the right to terminate the Contract at the risk and cost of Contractor / Consultant. The liquidated damages shall also be applicable for the Works / Services terminated under Clause 16.

The payment of liquidated damages shall not relieve the Contractor / Consultant from performing and fulfilling all its obligations under the Contract and nor shall the rights and entitlements of the Company be affected or reduced in any manner.

20. **Force Majeure:**

The parties will not be considered to be in default in the execution of their contractual obligations or any of them to the extent that the execution of such obligations or any of them is delayed or omitted by cause of Force Majeure. Each party will advise the other party by written notice within 07 days of the occurrence of any such case of Force Majeure. The term Force Majeure employed herein shall mean acts of public enemy, wars (whether declared or not) invasion, hostilities, revolution, epidemics, riots (other than among the Contractor / Consultant's own employees) fires, floods, earth quake, commotion, disorder and other causes similar in kind to those herein mentioned, not under the control of either party, which makes the performance of this agreement unfeasible and which by the exercise of due diligence the party seeking excuse from performance is unable to overcome.

The Company shall not be liable to the Contractor / Consultant for any damage or loss caused by Force Majeure directly or indirectly.


21. **Safety of Employees and Works:**

The Contractor / Consultant shall be responsible to take all necessary precautions for the safety of employees on or off the Work, and shall comply with all applicable safety laws and codes to prevent accidents or injury to persons on about or adjacent to the places where the Work is being performed. All statutory rules, orders, regulation from time to time in force relating to taking and observance of all safety precaution governing or which might be deemed to be given during the execution and performance of the Work. The Contractor / Consultant shall comply with any and all personnel safety regulations. Any person of the Contractor / Consultant violating the safety rules shall be removed by the Contractor / Consultant from site and replaced without delay.

22. **Insurance:**

The Contractor / Consultant shall be responsible for obtaining a Contractor / Consultant's All Risk Policy (CAR) against risks to the Works and shall make good at his own cost, all losses or damages whether to the Works or to the lives, persons, whether under the workmen's compensation Act or Third Party Risk, or property of others from whatsoever cause arising out of or in connection with the works either during the progress of the works or during the period of maintenance provided by this Contract.

The Contractor / Consultant shall arrange insurance approved by the Company fully to cover workmen compensation and other claims arising out of sickness, injury or death of his personnel working at site and also to cover theft, loss of or damage to the Company's material in his possession and to indemnify the Company for third party claims for damage done or said to have been done to those persons or their property as a result of the Contractor / Consultant's activities on and off the site.



Insurance will be required where ever applicable:

Company's Address:

**GENERAL MANAGER (PROCUREMENT)
SUI SOUTHERN GAS COMPANY LIMITED,
2ND FLOOR, HEAD OFFICE, ST-4/B, B-14,
SIR SHAH SULEMAN ROAD,
GULSHAN-E- IQBAL,
KARACHI -PAKISTAN.**

Contractor / Consultant's Address:

23. Dispute Resolution:

If any dispute shall arise as to the interpretation of this Contract or any matter or thing arising there from, the same shall be settled as far as possible by way of amicable resolution. Failing such settlement, the dispute may be referred for arbitration to two Arbitrators, one to be nominated by each Party. The appointed Arbitrators shall before proceeding on the reference appoint an Umpire. The Award given by the Arbitrators or the Umpire as the case may be shall be final and binding on the Parties. The proceedings shall be governed by the Pakistan Arbitration Act, 1940 and any statutory modification thereof. The venue of arbitration shall be Karachi.

All costs of Arbitration shall be borne by the Parties themselves, unless otherwise ordered by the Arbitrator. Notwithstanding the existence of any difference or dispute, or the commencement or continuance of any arbitration proceedings, Works to be done or Services to be provided under this Contract shall not be suspended or discontinued by the Contractor / Consultant nor shall any payment be withheld by the Company except the difference of the amount in dispute, which is the subject matter of such proceedings.

24. Income Tax and Duties:

All kinds of Government Taxes and Duties (income tax, custom duties, etc.) also the provincial sales tax as per provincial law, against any item of the contract, shall be entirely the responsibility of the Contractor / Consultant. Income Tax will be deducted as applicable under the prevailing Government Rules. Rate of Income Tax deduction in relation to submission of Income Tax certificate from the Contractor / Consultant should also be stipulated.

All Foreign Service providers are required to obtain Advance Ruling from the Federal Board of Revenue (FBR) under Section 206A of the Income Tax Ordinance 2001 (Pakistan's Income Tax Law). The advance Ruling issued by FBR covers application of Income Tax Ordinance 2001 to Transaction proposed or entered in to Foreign Service Provider".

25. Payments:

Payment will be made within 30 days after completion of works.

The Contractor / Consultant shall submit to the Company during the execution of the Work on-account bills along with a statement / details of executed Work.

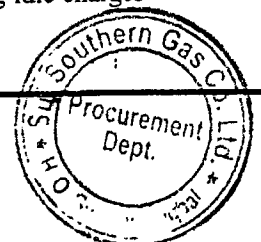
The rates and prices in such on-account bills and statement of Work shall be in accordance with those in the SOR/BOQ so far as such rates and prices are applicable and on the approved rates and prices for other items of Work. All payments against on-account bills shall be treated as provisional payments and will be subject to final adjustment.

The Company may withhold payment or on-account of subsequently discovered evidence, nullify the whole or part of any certificate to such extent as may be necessary to protect itself from loss on-account of:

- (a) Defective Work not remedied.
- (b) Claims filed or reasonable evidence indicating probable filing of claim.
- (c) Failure of the Contractor / Consultant to make payments properly to Sub-Contractor / Consultants.
- (d) Damage to another Contractor / Consultant.

When the grounds are removed payment shall be made for amounts withheld because of them.

Payments in respect of extra / additional Work will be made on the basis of the original Contract rates and the Contractor / Consultant will not be entitled to any extra compensation / payment including idle charges because of such delays.



The making and acceptance of the final payment after successful completion of Work shall constitute a waiver of all claims by the Company other than those arising from faulty Work appearing after final payment and of all claims by the Contractor / Consultant, except those previously made and still unsettled.

Supplier (s) are required to submit signed and stamped acknowledgement slip, Sale Tax return, Annex "C" & Annex "I" (whichever applicable) in which Sales Tax (of relevant Sales Tax invoice) is paid.

26. Blacklisting of Suppliers and Contractor / Consultants:

The company shall permanently blacklist or temporarily debar (at least for 6-months from participating in SSGC's tender proceeding) if, a supplier or Contractor / Consultant who either constantly fails to perform satisfactorily or found to be indulged in corrupt and fraudulent practices as defined blow:

- 26.1 Corrupt and fraudulent practices" includes the offering, giving, receiving, or soliciting of anything of value to influence the action of an official/company.
- 26.2 If the supplier/Contractor / Consultant found responsible for the detriment of the company during proceedings of procurement/contract, process or its execution.
- 26.3 Misrepresentation of facts (by providing fake documents, concealing facts- reporting facts pertaining to the bid) in order to influence the procurement process or the execution of the purchase order/contract.
- 26.4 Collusive practices among bidders (prior to or after bid submission) designed to establish bid prices at artificial, non-competitive levels and to deprive the company of the benefits of free and open competitive.

27. GOP's Obligation:

The contract shall be governed by the Law of Pakistan. The Contractor / Consultant is obligated to comply with all regulations and ordinance in force or to be passed by the Government of Pakistan in connection with Labor legislation during the course of the work to be performed. Any additional financial charges on account of revision in minimum wages by GOP will be company's responsibility while the contract is in operation.

This contract embodies the entire understanding of the parties hereto on this subject and there are no commitment, terms, conditions or obligations, oral or written, express or implied, other than those contained herein.

28. Late Bid:

Sealed bids shall be mailed/submitted/dropped in tender box placed at Tender Room, CRD Building, and SSGC Head Office, In accordance to the time specified in invitation to bid & tender notice (which ever applicable), Bids are to be delivered on or before closing time after which all bids submitted after the time prescribed shall not be entertained and will be returned without being opened. In case bid is sent through courier, the same shall be delivered at least half an hour before scheduled opening time.

29. Rebate / Discount:


Unit rate (s) given in the Bill of Quantities shall take into account all relevant factors including discount if any. Discount given separately at the time of bid opening will not be considered.

30. Joint Ventures:

In the event that the bidder is bidding as a Joint Venture, the Company will require the joint venture agreement duly executed by the parties to the Joint Venture to be submitted with the bid. The joint venture parties shall also furnish an undertaking to be jointly and severally liable for all liabilities arising out of obligation under the Purchase Order / Contract. The, Joint Venture agreement of the parties must specify share of each partner and name of the lead partner along with their registration with the FBR, SST and BST as the case may be failure to specify these two narrations the joint venture agreement will not be entertained.

31. Correction / Amendments in Quoted Price:

Any overwriting in BOQ / SOR is not allowed. In case of type of any amendment / correction required in unit price / total amount the same has to be strikeout and re-written with corrected figures, properly signed & stamped out, in order to avoid an ambiguous bid.



FINANCIAL

PROPOSAL



Summary


SOR #	Description	Total Amount (Rs.)
1.	Trenching, Padding, Backfilling Laying and Sundry Work of HDPE 100 Pipe of Dia. 8Ø	
2.	Jointing of HDPE 100 Pipe of Dia. 8Ø and Associated Sundry Work	
3.	Trenching, Padding, Backfilling Laying and Sundry Work of HDPE 100 Pipe of Dia. 180 mm	
4.	Jointing of HDPE 100 Pipe of Dia. 180 mm and Associated Sundry Work	
5.	Trenching, Padding, Backfilling Laying and Sundry Work of HDPE 100 Pipe of Dia. 125 mm	
6.	Jointing of HDPE 100 Pipe of Dia. 125 mm and Associated Sundry Work	
7.	Trenching, Padding, Backfilling Laying and Sundry Work of HDPE 100 Pipe of Dia. 63 mm	
8.	Jointing of HDPE 100 Pipe of Dia. 63 mm and Associated Sundry Work	
9.	Riser Fabrication & Service Connections to Domestic & Commercial Customers including bricks & sand padding.	
10.	Gas Meter Installation, Shifting and Associated Sundry Work	
11.	Killing of Existing Gas Pipelines (upto 4" inch) and Hookup & Commissioning job.	
12.	Camp Charges	
13.	Care takers (02 Nos. on daily basis per month for 6 Months	
14.	Drain Nala Repair	
15.	Bricks laying Charges	
16.	Cost of PPEs	
Grand Total :		
In words Rupees:		

General Note:

Signed and Stamped

- Payment will be made on actual work done as per TOR/Sc
- The contractor is required to quote for all the SORs, in case of any of the SOR is not quoted by the bidder, the bid shall not be considered and will be rejected, as the work is on complete package basis.
- The contract will be awarded on complete package basis of all SORs. For removal of doubt value of sum of all the bids in all SORs will be added and lowest sum so arrived will be deciding factor.
- No advance payment or mobilization advance shall be entertained. Payment will be given on the % of milestone achieved.
- Any other activity/allied work required for satisfactory completion/operation /safety/statutory/maintenance of the works shall also be covered under the Scope of work and has to be completed by Contractor within specified schedule at no extra cost to SSGC.


Fazal Muhammad
Senior Engineer (Rehabilitation)
SSGCL, SUKKUR
No: 9492



Schedule of RatesRequest for Tendering for Trenching, Padding, Backfilling
Laying and Sundry Work of 8" Ø Steel Pipe for Rehabilitation
of GDN at Meerani Muhalla Nusrat Colony #05 Outer Signal
Gadani Muhalla Old Sukkur.

#	Description	Unit (meter)	Quantity	Rate (Rs.)	Amount (Rs.)
1	<p>a. Contractor is wholly solely responsible to carry out all execution activities including but not limited to arrangement of all Construction equipment / Machinery for Trenching, backfilling, laying & completion of Steel Pipeline of 8" Diameter.</p> <p>b. Wherever required the grass/ turfing, pavement, linings, drains roads and other such 'pucca' area shall be locally removed to facilitate trenching and pipe laying works.</p> <p>c. Trenching of Size 2' wide x 4' deep in all kind of soil up to required, Dewatering, Soft padding, Backfilling. Extra depth and width will be required if underground utilities are encountered along the route for which no extra payment will be made.</p> <p>d. Application of Heat shrink sleeves on weld joints after cleaning of joints with sand blast and application of match able primer.</p> <p>e. Testing of welded segment by holiday detector upto required voltage, repair shall be made wherever required before lowering</p> <p>f. Lowering of welded segment of pipe by using machinery.</p> <p>g. Trial pit(s) of size 2'x 6' up to 4' to 6' depth for selecting of pipeline route and locating of underground utilities to finalize the route by proper demarcation at 100' ft. interval & backfilling of same after finalization of route.</p> <p>h. Shifting of Pipe from Dump/Store to work site and its unloading, Proper Stringing along the excavated trench and placing of line pipe on the Gunny Bags (filled with soft material) Wooden Skids along the route of trenches as per requirements.</p> <p>i. Back filling and crowning (manually & by Machinery) of excavated trenches by using approved 'good' soil or using excavated earth as per requirement and clearing of work site by removing debris and its shifting suitable site.</p> <p>j. Repair & maintenance of other underground utilities damaged during physical excavation / work with the entire satisfaction of area customer / residents.</p> <p>k. The Payment will be made for the actual work done as per TOR/Scope of Work</p>	Meter	318		
Total :					
In words Rupees:					

Shahid Muhammad
Senior Engineer (Rehabilitation)
SSGCL, SUKKUR
No: 9492




SOR-02

Schedule of Rates
Request for Tendering for Welding/Jointing of 8"Ø Steel Pipe
and Associated Sundry Work of GDN at Meerani Muhalla
Nusrat Colony #05 Outer Signal Gadani Muhalla Old Sukkur

#	Description	Unit (meter)	Quantity	Rate (Rs.)	Amount (Rs.)
1	<p>a. Contractor shall carry out area and crossings survey and prepare drawings for proposed gas pipe line laying of 8"Ø Steel Pipe and submit to SSGC for approval.</p> <p>b. Receipt of materials supplied by SSGC from its designated stores, loading, transportation, unloading at Contractor's stores near project sites. Proper storing, stacking, identification, security, and insurance during storage laying and upto handing over of pipelines.</p> <p>c. Grading the routes, Installation of Safety/ Warning Signs, barricading of the entire route to be trenched. Pits to be similarly barricaded along the warning sign.</p> <p>d. Welding/Jointing the pipe ends with WARC welding method by qualified welder having weld certificate of High Pressure steel pipes as per SOPs given in Tender.</p> <p>e. At least once or as per the recommendation of Project Manager/SSGC the Contractor has to perform Destructive & Non Destructive Testing of Steel pipe Joints of each diameter going to be used at side in compliance to the standards.</p> <p>f. Carrying out air purging, poly pigging and pneumatic testing as per specifications and approved procedures; deployment of all tools, tackles, instruments, and other related accessories for carrying out the cleaning & testing of pipelines.</p> <p>g. Preparation and submission of As-built/As Laid drawings, details of crossings, utility graphs, measurement sheets and deviation statements on completion /commissioning of work by way of drawing, sketches and tables.</p> <p>h. Any other activity not mentioned/covered explicitly above, but otherwise required for satisfactory completion/operation /safety/statutory/maintenance of the works shall also be covered under the Scope of work and has to be completed by the Contractor within specified schedule at no extra cost to SSGC.</p> <p>i. The Payment will be made for the actual work done as per TOR/Scope of Work</p>	Meter	318		
Total :					
In words Rupees:					

Muhammad Faraz
 Senior Engineer (Rehabilitation)
 SSGCL, SUKKUR
 Ex: No: 9492




Schedule of RatesRequest for Tendering for Trenching, Padding, Backfilling
Laying and Sundry Work of HDPE 100 Pipe of Dia. 180mm of
Rehabilitation of GDN at Meerani Muhalla Nusrat Colony #05
Outer Signal Gadani Muhalla Old Sukkur.

#	Description	Unit (meter)	Quantity	Rate (Rs.)	Amount (Rs.)
1	<p>1. Contractor is wholly solely responsible to carry out all execution activities including but not limited to arrangement of all Construction equipment / Machinery for Trenching, backfilling, laying & completion of HDPE Pipeline of 180 mm Diameter.</p> <p>m. Wherever required the grass/ turfing, pavement, linings, drains roads and other such 'pucca' area shall be locally removed to facilitate trenching and pipe laying works.</p> <p>n. Trenching of Size 2' x 4' in all kind of soil up to required depth, Dewatering; Soft padding, Backfilling, provision and laying of High Quality Burnt Clay Bricks& Caution Tape etc. Extra depth and width will be required if underground utilities are encountered along the route for which no extra payment will be made.</p> <p>o. Deploy all equipment, machinery & tools for arranging and fixing of High Quality Burnt Clay Bricks (size: 4" wide, 3" thick and 9" long) @ 10 bricks / meter into the trench over the laid Polyethylene (HDPE) pipeline. The cost bricks would be borne by the contractor.</p> <p>p. Trial pit(s) of size (2'x 6') upto 4' to 6' depth for selecting of pipeline route and locating of underground utilities to finalize the route by proper demarcation at 100' ft., interval & backfilling of same after finalization of route.</p> <p>q. Uncoiling/ stringing the HDPE pipes On Gunny Bags or Wooden Skids along the route of trenches as per specification.</p> <p>r. Back filling and crowning (manually & by Machinery) using approved 'good' soil or using excavated earth as per requirement and specification and cleaning of all unserviceable material, debris, excess earth near trenches etc., to designated disposal area.</p> <p>s. Repair & maintenance of other underground utilities damaged during physical excavation / work with the entire satisfaction of area customer / residents.</p> <p>t. The Payment will be made for the actual work done as per TOR/Scope of Work</p>	Meter	2,916		
Total :					

In words Rupees:


Muhammad
Senior Engineer (Rehabilitation)
SSGCL, SUKKUR
No: 9492



Schedule of Rates
Request for Tendering for Jointing of HDPE 100 Pipe of Dia.
180mm and Associated Sundry Work of GDN at Meerani
Muhalla Nusrat Colony #05 Outer Signal Gadani Muhalla Old
Sukkur

#	Description	Unit (meter)	Quantity	Rate (Rs.)	Amount (Rs.)
1	<p>j. Contractor shall carry out area and crossings survey and prepare drawings for proposed gas pipe line laying of 180 mm HDPE 100 and submit to SSGC for approval.</p> <p>k. Receipt of materials supplied by SSGC from its designated stores, loading, transportation, unloading at Contractor's stores near project sites. Proper storing, stacking, identification, security, and insurance during storage laying and upto handing over of pipelines.</p> <p>l. Grading the routes, Installation of Safety/ Warning Signs, barricading of the entire route to be trenched. Pits to be similarly barricaded along the warning sign.</p> <p>m. Jointing the pipe ends with fittings, elbow, tee, reducers, tapping saddles, end caps, transition fittings, casing etc., including construction of supports and butt joining by approved fusion techniques as per SOPs given in Tender.</p> <p>n. At least once or as per the recommendation of Project Manager/SSGC the Contractor has to perform Destructive & Non Destructive Testing of HDPE pipe Joints including Butt, Socket & Electro Fusion Joints of each diameter going to be used at side in compliance to the standards.</p> <p>o. Carrying out air purging, poly pigging and pneumatic testing as per specifications and approved procedures; deployment of all tools, tackles, instruments, and other related accessories for carrying out the cleaning & testing of pipelines.</p> <p>p. Preparation and submission of As-built/As Laid drawings, details of crossings, utility graphs, measurement sheets and deviation statements on completion /commissioning of work by way of drawing, sketches and tables.</p> <p>q. Any other activity not mentioned/covered explicitly above, but otherwise required for satisfactory completion/operation /safety/statutory/maintenance of the works shall also be covered under the Scope of work and has to be completed by the Contractor within specified schedule at no extra cost to SSGC.</p> <p>r. The Payment will be made for the actual work done as per TOR/Scope of Work</p>	Meter	2,916		
Total :					
In words Rupees:					

Muhammad
Senior Engineer (Rehabilitation)
SSGCL, SUKKUR
Ex: No: 9492




Schedule of Rates

Request for Tendering for Trenching, Padding, Backfilling
Laying and Sundry Work of HDPE 100 Pipe of Dia. 125mm of
Rehabilitation of GDN at Meerani Muhalla Nusrat Colony #05
Outer Signal Gadani Muhalla Old Sukkur

#	Description	Unit (meter)	Quantity	Rate (Rs.)	Amount (Rs.)
1	<p>u. Contractor is wholly solely responsible to carry out all execution activities including but not limited to arrangement of all Construction equipment / Machinery for Trenching, backfilling, laying & completion of HDPE Pipeline of 125 mm Diameter.</p> <p>v. Wherever required the grass/ turfing, pavement, linings, drains roads and other such 'pucca' area shall be locally removed to facilitate trenching and pipe laying works.</p> <p>w. Trenching of Size 2' x 4' in all kind of soil up to required depth, Dewatering, Soft padding, Backfilling, provision and laying of High Quality Burnt Clay Bricks& Caution Tape etc. Extra depth and width will be required if underground utilities are encountered along the route for which no extra payment will be made.</p> <p>x. Deploy all equipment, machinery & tools for arranging and fixing of High Quality Burnt Clay Bricks (size: 4" wide, 3" thick and 9" long) @ 10 bricks / meter into the trench over the laid Polyethylene (HDPE) pipeline. The cost bricks would be borne by the contractor.</p> <p>y. Trial pit(s) of size (2'x 6') upto 4' to 6' depth for selecting of pipeline route and locating of underground utilities to finalize the route by proper demarcation at 100' ft., interval & backfilling of same after finalization of route.</p> <p>z. Uncoiling/ stringing the HDPE pipes on Gunny Bags or Wooden Skids along the route of trenches as per specification.</p> <p>aa. Back filling and crowning (manually & by Machinery) using approved 'good' soil or using excavated earth as per requirement and specification and cleaning of all unserviceable material, debris, excess earth near trenches etc., to designated disposal area.</p> <p>bb. Repair & maintenance of other underground utilities damaged during physical excavation / work with the entire satisfaction of area customer / residents.</p> <p>cc. The Payment will be made for the actual work done as per TOR/Scope of Work</p>	Meter	4,152		
Total :					

In words Rupees:


M. A. Khan
Senior Engineer (Rehabilitation)
SSGCL, SUKKUR
Ex. No: 2492



Schedule of RatesRequest for Tendering for Jointing of HDPE 100 Pipe of Dia. 125mm and Associated Sundry Work of Rehabilitation of GDN at Meerani Muhalla Nusrat Colony #05 Outer Signal Gadani Muhalla Old Sukkur

#	Description	Unit (meter)	Quantity	Rate (Rs.)	Amount (Rs.)
1	<p>s. Contractor shall carry out area and crossings survey and prepare drawings for proposed gas pipe line laying of 125 mm HDPE 100 and submit to SSGC for approval.</p> <p>t. Receipt of materials supplied by SSGC from its designated stores, loading, transportation, unloading at Contractor's stores near project sites. Proper storing, stacking, identification, security, and insurance during storage laying and upto handing over of pipelines.</p> <p>u. Grading the routes, Installation of Safety/ Warning Signs, barricading of the entire route to be trenched. Pits to be similarly barricaded along the warning sign.</p> <p>v. Jointing the pipe ends with fittings, elbow, tee, reducers, tapping saddles, end caps, transition fittings, casing etc., including construction of supports and butt joining by approved fusion techniques as per SOPs given in Tender.</p> <p>w. At least once or as per the recommendation of Project Manager/SSGC the Contractor has to perform Destructive & Non Destructive Testing of HDPE pipe Joints including Butt, Socket & Electro Fusion Joints of each diameter going to be used at side in compliance to the standards.</p> <p>x. Carrying out air purging, poly pigging and pneumatic testing as per specifications and approved procedures; deployment of all tools, tackles, instruments, and other related accessories for carrying out the cleaning & testing of pipelines.</p> <p>y. Preparation and submission of As-built/As Laid drawings, details of crossings, utility graphs, measurement sheets and deviation statements on completion /commissioning of work by way of drawing, sketches and tables.</p> <p>z. Any other activity not mentioned/covered explicitly above, but otherwise required for satisfactory completion/operation /safety/statutory/maintenance of the works shall also be covered under the Scope of work and has to be completed by the Contractor within specified schedule at no extra cost to SSGC.</p> <p>aa. The Payment will be made for the actual work done as per TOR/Scope of Work</p>	Meter	4,152		
Total :					
In words Rupees:					

Mohammad
 Senior Engineer (Rehabilitation)
 SSGCL, SUKKUR
 No: 9492




SOR-07

Schedule of Rates

**Request for Tendering for Trenching, Padding, Backfilling
Laying and Sundry Work of HDPE 100 Pipe of Dia. 63mm
Rehabilitation of GDN at Meerani Muhalla Nusrat Colony #05
Outer Signal Gadani Muhalla Old Sukkur**

#	Description	Unit (meter)	Quantity	Rate (Rs.)	Amount (Rs.)
1	<p>a. Contractor is wholly solely responsible to carry out all execution activities including but not limited to arrangement of all Construction equipment / Machinery for Trenching, backfilling, laying & completion of HDPE Pipeline of 63 mm Diameter.</p> <p>b. Wherever required the grass/ turfing, pavement, linings, drains roads and other such 'pucca' area shall be locally removed to facilitate trenching and pipe laying works.</p> <p>c. Trenching of size of 1.5' x 3' in all kind of soil up to required depth, Dewatering, Soft padding, Backfilling, provision and laying of High Quality Burnt Clay Bricks & Caution Tape etc. Extra depth and width will be required if underground utilities are encountered along the route for which no extra payment will be made.</p> <p>d. Deploy all equipment, machinery & tools for arranging and fixing of High Quality Burnt Clay Bricks (size: 4" wide, 3" thick and 9" long) @ 10 bricks / meter into the trench over the laid Polyethylene (HDPE) pipeline. The cost bricks would be borne by the contractor.</p> <p>e. Trial pit(s) of size (2'x 6') upto 4' to 6' depth for selecting of pipeline route and locating of underground utilities to finalize the route by proper demarcation at 100' ft., interval & backfilling of same after finalization of route.</p> <p>f. Uncoiling/ stringing the HDPE pipes into trenches, and cover the faces of Pipe to avoid any outside material in the pipe during laying as per specification.</p> <p>g. Back filling and crowning (manually & by Machinery) using approved 'good' soil or using excavated earth as per requirement and specification and cleaning of all unserviceable material, debris, excess earth near trenches etc., to designated disposal area.</p> <p>h. Repair & maintenance of other underground utilities damaged during physical excavation / work with the entire satisfaction of area customer / residents.</p> <p>i. The Payment will be made for the actual work done as per TOR/Scope of Work</p>	Meter	22,700		
Total :					
In words Rupees:					


Mohammad
Senior Engineer (Rehabilitation)
SSGCL, SUKKUR
No: 9492



Schedule of RatesRequest for Tendering for Jointing of HDPE 100 Pipe of Dia. 63mm and Associated Sundry Work Rehabilitation of GDN at Meerani Muhalla Nusrat Colony #05 Outer Signal Gadani Muhalla Old Sukkur

#	Description	Unit (meter)	Quantity	Rate (Rs.)	Amount (Rs.)
1	<p>a. Contractor shall carry out area and crossings survey and prepare drawings for proposed gas pipe line laying of 63 mm Dia HDPE 100 and submit to SSGC for approval.</p> <p>b. Receipt of materials supplied by SSGC from its designated stores, loading, transportation, unloading at Contractor's stores near project sites. Proper storing, stacking, identification, security, and insurance during storage laying and upto handing over of pipelines.</p> <p>c. Grading the routes, Installation of Safety/ Warning Signs, barricading of the entire route to be trenched. Pits to be similarly barricaded along the warning sign.</p> <p>d. Jointing the pipe ends with fittings, elbow, tee, reducers, tapping saddles, end caps, transition fittings, casing etc., including construction of supports and butt joining by approved fusion techniques as per SOPs given in Tender.</p> <p>e. At least once or as per the recommendation of Project Manager/SSGC the Contractor has to perform Destructive & Non Destructive Testing of HDPE pipe Joints including Butt, Socket & Electro Fusion Joints of each diameter going to be used at side in compliance to the standards.</p> <p>f. Carrying out air purging, poly pigging and pneumatic testing as per specifications and approved procedures; deployment of all tools, tackles, instruments, and other related accessories for carrying out the cleaning & testing of pipelines.</p> <p>g. Preparation and submission of As-built/As Laid drawings, details of crossings, utility graphs, measurement sheets and deviation statements on completion /commissioning of work by way of drawing, sketches and tables.</p> <p>h. Any other activity not mentioned/covered explicitly above, but otherwise required for satisfactory completion/operation /safety/statutory/maintenance of the works shall also be covered under the Scope of work and has to be completed by the Contractor within specified schedule at no extra cost to SSGC.</p> <p>i. The Payment will be made for the actual work done as per TOR/Scope of Work</p>	Meter	22,700		
Total :					
In words Rupees:					


Muhammad
Muhammad
 Senior Engineer (Rehabilitation)
 SSGCL, SUKKUR
 Ex: No: 9492



Schedule of Rates
Request for Tendering for Riser Fabrication & Service
Connections to Domestic & Commercial Customers
Rehabilitation of GDN at Meerani Muhalla Nusrat Colony #05
Outer Signal Gadani Muhalla Old Sukkur

#	Description	Unit (per Connection)	Quantity	Rate (Rs.)	Amount (Rs.)
1	<p>a., Selection of route and marking on walls/floors between transition fitting to the Gas Meter making openings and provisions for fixing clamps.</p> <p>b. Fabrication of risers from Steel/Galvanized Iron Pipes of ½", ¾", 1" dia., their installation between transition fittings to the gas meter including NPT threading of pipes, and jointing of fittings such as 40 mm HDPE Sleeve Pipe, elbows, tees, connectors, regulators, meter, isolation valves etc.</p> <p>c. Ditching Pits and Trenches of Size 1.5' x 3', soft padding and backfilling as per SSGC specifications and the requirement of Domestic and Commercial gas connection.</p> <p>d. Making Service Pit to the required size, Electro Fusion of Service TEE on main gas line, jointing 20 mm HDPE service pipe, installing caution tapes and fusing of transition fitting with riser.</p> <p>e. Deploy all equipment, machinery & tools for arranging and fixing of High Quality Burnt Clay Bricks (size: 4" wide, 3" thick and 9" long) @ 10 bricks / meter into the trench over the laid Polyethylene 20mm pipeline. The cost bricks would be borne by the contractor.</p> <p>f. Shifting of CMSs from old pipelines to the new HDPE 100 layed pipelines.</p> <p>g. All associated sundry work required to execute the complete job to the entire satisfaction of Project Manager/SSGC.</p> <p>h. The Payment will be made for the actual work done as per TOR/Scope of Work</p>	Per connection	3,608		
		Meters	12628		
Grand Total :					
In words Rupees:					

Mohammad
 Senior Engineer (Rehabilitation)
 SSGCL, SUKKUR
 Ex: No: 9492




SOR-10

Schedule of Rates
Request for Tendering for Gas Meter Installation, Shifting and
Associated Sundry Work Rehabilitation of GDN at Meerani
Muhalla Nusrat Colony #05 Outer Signal Gadani Muhalla Old
Sukkur

#	Description	Unit (per gas meter)	Quantity	Rate (Rs .)	Amount (Rs.)
1	<p>a. Testing & Commissioning of Service Lines including purging as per specification and handing over the installation to customer to the entire satisfaction of Project Manager/SSGC.</p> <p>b. To remove existing (old) service connection / assembly along with meter, regulator, ML cock & fitting after dismantling all joints from (outlet of service valve up to outlet of meter).</p> <p>c. Handling of old risers, regulators, gas meters and associated fittings and its reconciliation and transporting to SSGC's designated places as per instructions of the Project Manager/SSGC.</p> <p>d. New ML cock, regulator and service valve shall then be installed on new service connection along with gas meter by using Galvanized Iron pipe, fabrication of U-Bend, etc., as per drawing provided by SSGC. Only Teflon tape would be used for sealing of all screwed joints</p> <p>e. The new assembly would be properly secured by using pipe brackets / hooks at least (02) nos. at each service connection before and after service valve (punched / drilled in the wall with wooden plug).</p> <p>f. Meter found inside the premises shall also have to be relocated to outside of the premises by carrying out necessary alteration in houseline up to the outlet of meter accordingly.</p> <p>g. After commissioning & completion of each connection, the contractor must check all joints by soap solution to ensure that the all joints are completely leak free.</p> <p>h. All GI fitting shall be painted with Silver enamel color.</p> <p>i. All service valves will be painted with Red enamel color.</p> <p>j. Completion of all the above activities as directed by the SSGC's Site Engineer.</p> <p>k. The Payment will be made for the actual work done as per TOR/Scope of Work</p>	Per Gas meter	3,900		
Grand Total :					
In words Rupees:					

Amir
Amir Muhammad
 Senior Engineer (Rehabilitation)
 SSGCL, SUKKUR
 Ex: No: 9492



Schedule of RatesRequest for Tendering for Killing of Existing Gas Pipelines (upto 4" inch) & Associated Sundry Work Rehabilitation of GDN at Meerani Muhalla Nusrat Colony #05 Outer Signal Gadani Muhalla Old Sukkur

#	Description	Unit (No. of Pits)	Quantity (Numbers)	Rate (Rs.)	Amount (Rs.)
1	<p>a. Killing of existing pipelines (up to 4" inch) network and its associated allied activities as per the instructions of the Project Manager/SSGC.</p> <p>b. Deploy all equipment, machinery & tools for excavation of 4.5'x4'x5' size Pits for Locating, Killing / Disconnecting of existing network and installation of fittings, as per site requirement or as advised by Project Engineer/SSGC.</p> <p>c. The allied activities include:</p> <ol style="list-style-type: none"> Removal of extra material /garbage De-watering, if required. Repair & maintenance of other underground utilities damaged during physical excavation of pits. Backfilling& Crowning of pits. <p>d. The Payment will be made for the actual work done as per TOR/Scope of Work.</p> <p>e. Hook up & Commissioning the network</p>	No. of Pits	300		
Grand Total :					
In words Rupees:					

Fazal Mohammad
Senior Engineer (Rehabilitation)
SSGCL- SUKKUR
Ex: No: 9492



SOR-12

Schedule of Rates

Request for Tendering for Drain/Nali repair & Associated Sundry Work Rehabilitation of GDN at Meerani Muhalla Nusrat Colony #05 Outer Signal Gadani Muhalla Old Sukkur

#	Description	Unit (No. of Pits)	Quantity (Numbers)	Rate (Rs.)	Amount (Rs.)
1	a) Arrangement of skilled mason, Cement, Sand and other required material and tools including labor for repair of Nala. As per site situation and ensure its dryness and reactivation.	No.	1082		
Grand Total :					
In words Rupees:					

Shahid Mohammad
 Senior Engineer (Rehabilitation)
 SSGCL SUKKUR
 Ex. No: 9492



SOR-13

Schedule of Rates

Request for Tendering for arranging Camp office & hiring of Care Takers For Rehabilitation of GDN at Meerani Muhalla Nusrat Colony #05 Outer Signal Gadani Muhalla Old Sukkur

#	Description	Unit (No. of Pits)	Quantity (Numbers)	Rate (Rs.)	Amount (Rs.)
1	a. Arranging Camp office on rental basis for sufficient accommodation of team resident and Parking of Vehicles, Machinery and Tools. b. Hiring/Deputing 02 Nos. Care Takers for 12 hours for the Period of 06 Months or till the completion of the job.	Month.	6		
		Month	6		
Grand Total :					
In words Rupees:					

[Handwritten Signature]
 Senior Engineer (Rehabilitation)
 SSGC, SUKUR
 EX. No: 5457 R
 DT: 21/5/24




Schedule of Rates

Request for Tendering for arranging PPEs for Site Crew/Staff
For Rehabilitation of GDN at Meerani Muhalla Nusrat Colony
#05 Outer Signal Gadani Muhalla Old Sukkur

#	Description	Unit (No. of Pits)	Quantity (Numbers)	Rate (Rs.)	Amount (Rs.)	
1	a. Arranging of Reflective Jackets, Safety Helmets, Safety Shoes, Ear Muff, Leather and Cotton Hand Gloves, Goggles and First Aid Box at Site	Lump Sum				
Grand Total :						
In words Rupees:						

Fazal Mohammad
 Senior Engineer (Rehabilitation)
 SSGCL, SUKKUR
 Ex: No: 9492



G) Annexure

1. SOPs for Polyethylene Pipe (Socket Fusion, Butt Fusion & Electro Fusion)

Socket Fusion (Temp $275 \pm 15^{\circ}\text{C}$)

In this method the pipe end & fitting sockets are heated to fusion temperature using a heating bush and a heating spigot respectively.

Before each welding operation check the welding temperature of the heating plate preset to $(260 + /-10^{\circ}\text{C})$. Heating bush and heating spigot must be free from contaminations. Saw / cutter suitable for plastic pipes. In case of pipe having diameter from 15 mm to 20 mm peel the pipe end with peeling tool. The blades must be the adjusted to the required diameter using and appropriate mandrel gauge.

The Heating time and cooling time of different diameter of pipe fitting is shown in below table.


Size (mm)	Heating Time (In)	Cooling Time (In Min)
20 mm	5-8	02 Minutes
40 mm	12-15	05 Minutes
63 mm	25-30	08 - 10 Minutes

Butt Fusion:

Make sure the welding temperatures, pressure & times are known in advance as applicable to the pipe of fitting to be fused. Remove loose dirt/dust from the jointing surface. Before welding to ensure that the joint faces are parallel. Protect the working area from direct sunlight and rain. Check the butt fusion equipment is clear & is in working order. When the joint faces have heated up, they are released from the heating plate. The change over time should be as short as possible otherwise the molten joint faces will Freeze & poor joint will result.

- The pipe should be trimmed within the machine by using trimming tool, which should be operated until the pipe surfaces are parallel for better alignment of two ends.
- The Heating plate should operate within the correct temperature zone and non-stick surfaces clean and undamaged.
- The pipes are then brought into contact with the heating plate under the appropriate pressure; until 2 mm bead of polymer around the pipe indicates its full contact with the heater.
- Heating of the pipe ends for appropriate period of time is carried out following release of applied pressure.
- At the end of heating period, the Heating plates and pipes are separated and the pipe ends brought quickly into contact under the appropriate fusion pressure which should be maintained for the specified cooling period.
- The resultant joint bead profile should then be examined for uniformity, dimension, cleanliness & evenness.
- Fusion Condition for Butt Fusion Jointing (Temperature $205 \pm 8^{\circ}\text{C}$) are shown below table.


Dia. of Pipe	Heating Time	Cooling Time	Bead Width
125 mm	120 Sec	15 to 20 Minute	9 mm
180 mm	140 Sec	15 to 20 Minute	11 mm



Only use automatic welding machine which is suitable & provide the required welding voltage for the joint & switch off the welding current automatically as soon as the socket fitting has been heated. The pipe surface & the inside of the socket fittings is electrically heated to welding temperature & welded by means of electrical winding incorporated in the socket fittings. The welding factor (e.g. time) are set on the welding machine according to the diameter & the nominal pressure of the pipe. Once the machine has been switched ON, the welding process is automatic.

The pipe joint must be left to cool for about 10 minutes depending upon the dimensions.

- i. The welding machine must provide the required welding voltage for the fitting and switch off the welding current automatically as soon as the fitting has been heated to the correct temperature.
- ii. The surfaced pipes to be welded immediately.
- iii. The welding machine is connected to the fitting by a welding lead.
- iv. The contact surface of welding machine lead must be cleaned and be connected I fixed properly in the fitting to get the accurate result I fusion.
- v. The weld joints should remain up to appropriate cooling time depending upon the diameter of pipe & fittings.
- vi. As fusion process is complete no disturbance is allowed till its cooling time is completed.



Amjad

(On Stamp Paper @ Rs.100 for first Rs.100, 000 and Rs.50 per subsequent Rs.100, 000 of Guarantee Value)

BID BOND FORMAT

Sui Southern Gas Company Limited,
ST-4/B, Sir Shah Muhammad Suleman Road,
Block 14, Gulshan-e-Iqbal,
Karachi.

Tender Enquiry No SSGC / SC /


Dear Sirs,

In consideration of Messrs _____ hereinafter called "The Bidder" having submitted the accompanying bid and in consideration of value received from _____ we hereby agree to undertake as follows:

1. To make un-conditional payment of Rupees _____ upon your return demand without further recourse, question or reference to the Bidder or any other person, in the event of the withdrawal of the aforesaid Bid by the Bidder before the end of the period specified in the Bid after the opening of the same for the validity thereof, or if no such period to be specified within 120 days after said opening and or in the event that the Bidder within the period specified thereof, or if no period be specified with 15 days after prescribed forms are presented to the Bidder of signature the Bidder shall fail to execute such further contractual documents if any as may be required by the Company, or on the Bidders' failure to give the requisite Performance Bond as may be required for the fulfillment or resulting Contract with 10 days of the acceptance of the Bid.
2. To accept written intimation(s) from you as sufficient evidence of the existence of default or non compliance as aforesaid on the part of the Bidder and to make payment immediately upon receipt of the written intimation.
3. No grant of time or other indulgence to, or composition, or arrangement with the Bidder in respect of the aforesaid Bid with or without notice to us shall in any manner discharge or otherwise, however, affect this guarantee and our liabilities and commitments hereunder.
4. The guarantee shall be binding on us and our successors in interest and shall be irrevocable.
5. This guarantee shall remain valid upto _____.

Yours faithfully,

Note: Any extensions / amendments (in all guarantees/bonds) if required shall be made on stamp papers of Rs.50



(On Stamp Paper @ Rs.100 for first Rs.100, 000 and Rs.50 per subsequent Rs.100, 000 of Guarantee Value)

PERFORMANCE BOND FORMAT

Sui Southern Gas Company Limited,
ST-4/B, Sir Shah Muhammad Suleman Road,
Block 14, Gulshan-e-Iqbal,
Karachi.


Bank Guarantee #
Date of Issue :
Date of Expiry :
Amount :

Tender Enquiry No SSGC / SC /

Dear Sirs,

In consideration of your entering/having entered into Contract No. _____ with M/s. _____ hereinafter called "The Contractor" and in consideration of value received from the Contractor, we hereby agree and undertake as follows:-

1. To make un-conditional payment of Rupees _____ and un-conditional payment in such amount as you may require from time to time as and when called upon by you to do so, not exceeding in the aggregate payment of Rupees _____, being the amount covering liquidated damages and security for the due fulfillment by the Contractor of all liabilities, obligations, commitments and total and faithful performance of the above Contract by the Contractor as specified in the above mentioned Contract upon your written demand(s) without further recourse, question or reference to the Contractor or any other person in the event of the Contractor's default in compliance with its obligations, liabilities and faithful performance arising under and in pursuance of the Work committed by it in the above mentioned agreement of which you shall be the sole judge.
2. To accept written intimation(s) from you as sufficient evidence of the existence of default or non compliance as aforesaid on the part of the Contractor and to make payment immediately upon receipt of the written intimation.
3. To keep this guarantee in full force from the date of this guarantee till the Contractor's obligations as specified in the above referred Contract and all other obligations of the Contractor as are contained in the above contract are duly fulfilled by the Contractor to the satisfaction of the Company.
4. No grant of time or other indulgence to, or composition, or arrangement with the Contractor in respect of the performance of its obligations under and in pursuance of the said agreement or any clause thereof, with or without notice to us shall in any manner discharge or otherwise howsoever effect this guarantee and our liabilities and commitment there under.
5. The guarantee shall be binding on us and our successors in interest and shall be irrevocable.
6. This guarantee shall not be affected by any change in the constitution of the guarantor bank or the constitution of _____.
6. This guarantee shall remain valid upto _____.



DECLARATION FORM

(FORMAT OF DECLARATION)

M/s. _____ [the Seller/Supplier] hereby declares its intention not to obtain or induce the procurement of any contract, right, interest, privilege or other obligation or benefit from Sui Southern Gas Company Limited or any administrative subdivision or agency thereof or any other entity owned or controlled by Sui Southern Gas Company Limited (SSGCL) through any corrupt business practice.

Without limiting the generality of the foregoing, [the Seller/Supplier] represents and warrants that it has fully declared the brokerage, commission, fees, etc., paid or payable to anyone and not given or agreed to give and shall not give or agree to give to anyone within or outside Pakistan either directly or indirectly through any natural or juridical person, including its affiliate, agent, associate, broker, consultant, director, promoter, shareholder, sponsor or subsidiary, any commission, gratification, bribe, finder's fee or kickback, whether described as consultation fee or otherwise, with the object of obtaining or inducing the procurement of a contract, right, interest, privilege or other obligation or benefit in whatsoever form from SSGCL, except that which has been expressly declared pursuant hereto.

[The Seller/Supplier] certifies that it has made and will make full disclosure of all agreements and arrangements with all persons in respect of or related to the transaction with SSGCL and has not taken any action or will not take any action to circumvent the above declaration, representation or warranty.

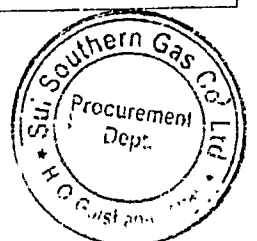
[The Seller/Supplier] accepts full responsibility and strict liability for making any false declaration, not making full disclosure, misrepresenting facts or taking any action likely to defeat the purpose of this declaration, representation and warranty. It agrees that any contract, right, interest, privilege or other obligation or benefit obtained or procured as aforesaid shall, without prejudice to any other rights and remedies available to SSGCL under any law, contract or other instrument, be voidable at the option of SSGCL.

Notwithstanding any rights and remedies exercised by SSGCL in this regard, [the Seller/Supplier] agrees to indemnify SSGCL for any loss or damage incurred by it on account of its corrupt business practices and further pay compensation to SSGCL in an amount equivalent to ten times the sum of any commission, gratification, bribe, finder's fee or kickback given by [the Seller/Supplier] as aforesaid for the purpose of obtaining or inducing the procurement of any contract, right, interest, privilege or other obligation or benefit in whatsoever form of SSGCL.

SIGNATURE & STAMP

NOTE

1. The above declaration is to be furnished along with the bid on letter head, for bid(s) amounting to total bid value of Rs. 10,000,000/- (Ten million) or above.
2. Please note that submitting the declaration is a mandatory requirement.



CONTRACT FORM

Contract No. SSGC/SC/

ARTICLES OF AGREEMENT

THIS AGREEMENT, made and entered into this _____ day of _____, 2018 by and between Sui Southern Gas Company Limited, having its office at ST-4/B, Sir Shah Muhammad Suleman Road, Block 14, Gulshan-e-Iqbal, Karachi, hereinafter referred to as the "Company" of the one part and M/s. _____ hereinafter referred to as the "Contractor", (which expression shall include the successors, of the said firm, heirs, executives, administrators and assigns of the Partners of the said firm individually or severally) of the other part.

WITNESSETH:

WHEREAS, under the procedures, bids have heretofore been received by the Company for carrying out "_____ " work and the tender of the Contractor for the said work has been accepted by the Company.

NOW THEREFORE, for and in consideration of the promises, negotiations, covenants and agreements hereunder contained and to be performed by the parties hereto, the said parties hereby covenant and agree as follows:-

Article-1 Work and Cost of the Work:

- i) In consideration of the covenants and agreements to be kept and performed by the contractor and for the faithful performance of this Contract and the completion of the work embraced therein according to the specifications and conditions herein contained and referred to or agreed to in course of subsequent negotiations and in accordance with the Contract, the Company shall pay and the Contractor shall receive and accept as full compensation for everything furnish and done by the contractor under this agreement as sum of approximately Rs. _____ (_____), or such other sums as may be ascertained in accordance with the conditions of Contract, etc. and at rates quoted against each item of work and agreed to and accepted by the parties as one instrument, and at the times and in the manner prescribed by the conditions of the Contract.
- ii) The Contractor at his own proper cost and expense shall do all work and furnish all labour, materials, tools, supplies, machinery and other equipment and plant that may be necessary for the satisfactory completion of all the works as set forth in the contract documents.

Article-2 - Time:


The maintenance of a rate of progress in the works at a rate which will result in its completion within the specified time, is of the essence of the contract and the Contractor agrees to proceed with all the due diligence and care at all times to take all precautions to ensure the timely completion as defined herein; time being deemed to be essence of the Contract of part of the Contractor.

The said work shall be started on the Contractor's receipt from the Company of a written order to proceed, and the Contractor shall have the work called for duly and fully complete in total _____ months {including _____ () weeks mobilization period} from the date of issuance of such order.

Article-3 - Contract Documents:

It is understood and agreed that the contract documents which comprise this Contract are attached hereto and made a part hereof and consist of the following :-

- a) The Article of Agreement.



- b) Bid ((submitted vide letter No. _____, dated _____ comprising Letter of Invitation, Instructions to bidders, Scope of Work, Special and General Conditions of Contract, Tender Form, Bill of Quantities, Drawings, etc.).
- c) Company letter No. _____, dated _____.
Contractor letter No. _____, dated _____.
- d) Notice of Award (Letter of Intent (LOI) No.SSGC/MAT/S&C/_____, dated _____.
- e) Acceptance by the Contractor on the copy of LOI.
- f) Letter to Proceed No.SSGC/PROC/S&C/_____, dated _____.
- g) Performance Bank Guarantee No. _____, dated _____, amounting to Rs. _____ issued by M/s. _____.

It is agreed by the parties to the contract that this contract shall be executed in two counterparts; one copy to be retained in the office of the Sui Southern Gas Company Limited and one given to the Contractor.

IN WITNESS WHEREOF the parties hereto have executed this Contract at Karachi in two counterparts by their duly authorized representatives as of the day and year herein above set forth.

Signed for and on behalf of
M/s. Sui Southern Gas Company Limited

Signed for and on behalf of
M/s. _____ Karachi

Signature : _____

Signature : _____

Name : _____

Name : _____

In the presence of :

Signature : _____


Signature : _____

Name : _____

Name : _____

Signature : _____

Name : _____



Supplier code: _____

FORM-X

BANK ACCOUNT DETAILS

(Mandatory requirement for Digital Online Banking)

As per FBR Regulations ref # C.No.4 (24) IT-Budget/2021-142150-R dated 23rd Sept'2021 to make the payment online w.e.f. 01-11-2021. All beneficiaries are required to fill in the below details, which is mandatory:

Name of Firm: _____

Address of Firm: _____

CNIC #: _____

NTN #: _____

Bank Name: _____

A/C Title name: _____

Branch code: _____

Bank A/c #: _____

(16 Digits)

Bank IBAN #: _____

(24 Digits)

Information already submitted.

Authorized Sign & Stamp

Date: _____

Note: All payments transactions will be made on above mentioned Account details. This is only a one time information to be provided by the all beneficiaries. Incase if the above detail has already submitted, please tick the box above "Information already submitted" and also ensure Form-X is duly signed & stamped.



ANNEXURE: I

Declaration of Ultimate Beneficial Owners Information for Public Procurement Contracts.

1. Name
2. Father's Name/Spouse's Name
3. CNIC / NICOP/Passport No.
4. Nationality
5. Residential address
6. Email address
7. Date on which shareholding, control or interest acquired in the business.
8. In case of indirect shareholding, control or interest being exercised through intermediary companies, entries or other legal persons or legal arrangements in the chain of ownership or control, following additional particulars to be provided:

1	2	3	4	5	6	7	8	9	10
Name	Legal form (Company/Limited Liability Partnership /Association of Persons/Single Member Company/Partnership Firm/Trusted/Any other Individual, Body Corporate (to be Specified))	Date of Incorporation / Registration	Name of Registering Authority	Business Address	Country	Email Address	Percentage of shareholding control or interest of BO in the Legal Person or Legal Arrangement	Percentage of shareholding, Control or Interest of Legal Person or Legal Arrangement in the Company	Identity of Natural Person who Ultimately owns or Controls the Legal Person or Arrangement


9. Information about the Board of Directors (details shall be provided regarding number of shares in the capital of the company as set opposite respective names).



1	2	3	4	5	6	7	8
Name and surname (in block Letter's)	CNIC no (in case of foreigner Passport No)	Father's / Husband's Name in Full	Current Nationally	Any other Nationality lies)	Occupation	Residenti ally address in full of the registered / principle office address for a subscribe rs other that natural Person	Numbers of shares taken by cash subscribers (in figures and words
			Total numbers of shares taken (in figures and words)				

10. Any other information incidental to or relevant to beneficial owner(s).

Name and signature
(Person authorized to issue notice on behalf of the company)



Form of Bid-Securing Declaration

[The Bidder shall fill in this Form in accordance with the instructions indicated.]

Date: [date (as day, month and year)]

No.: [number of Bidding process]

Alternative No.: [insert identification No if this is a Bid for an alternative]

To: [complete name of Procuring Agency]

We, the undersigned, declare that:

We understand that, according to your conditions, Bids must be supported by a Bid-Securing Declaration.

We accept that we will be blacklisted and henceforth cross debarred for participating in respective category of public procurement proceedings for a period of (not more than) six months, if fail to abide with a bid securing declaration, however without indulging in corrupt and fraudulent practices, if we are in breach of our obligation(s) under the Bid conditions, because we:

(a) have withdrawn our Bid during the period of Bid validity specified in the Letter of Bid; or

(b) having been notified of the acceptance of our Bid by the Procuring Agency during the period of Bid validity, (i) fail or refuse to sign the Contract; or (ii) fail or refuse to furnish the Performance Security (or guarantee), if required, in accordance with the ITB.

We understand this Bid Securing Declaration shall expire if we are not the successful Bidder, upon the earlier of (i) our receipt of your notification to us of the name of the successful Bidder; or (ii) twenty-eight days after the expiration of our Bid.

Name of the Bidder _____

Name of the person duly authorized to sign the Bid on behalf of the Bidder _____

Title of the person signing the Bid _____


Signature of the person named above _____

Date signed _____ day of _____

* In the case of the Bid submitted by joint venture specify the name of the Joint Venture as Bidder

** Person signing the Bid shall have the power of attorney given by the Bidder attached to the Bid

[Note: In case of a Joint Venture, the Bid-Securing Declaration must be in the name of all members to the Joint Venture that submits the Bid.]



BLACKLISTING MECHANISM
(REVISION-1)

1 BACKGROUND


In pursuance of Rule-19 of Public Procurement Rules, 2004 read with Rule-2(f) (fa) and the criteria for Blacklisting of Suppliers and Contractors / Consultants doing business with the SSGCs is reiterated hereafter to eliminate unfair trade practices.

2 SCOPE

The procedure shall be applicable and remain in force, along with any amendments thereto, within Sui Southern Gas Company Limited ("SSGC") until any clear instructions or guidelines are impacted by the Government through Public Procurement Regulation Authority (PPRA), Pakistan Engineering Council (PEC), or any other competent forum. The procedure shall also be applicable on the pre-qualified firms. The procedure shall be applicable on any "Person(s) / Firm(s)", which for the purposes of this Mechanism shall inter alia include suppliers, bidders, contractors, consultants, firms, individuals, and organizations transacting business with SSGC. Wherever any provision of this Mechanism shall be in conflict with provisions of any applicable guidelines of donor agencies, or any other applicable Statute / Law or Rule enforced at the time in Pakistan, the provisions of such applicable guidelines, laws, or rules shall prevail. This SOP shall become a part of the future Bidding Documents.

3 DEFINITION OF TERMS

- 3.1 "Appellate Authority" - Authority to Appeal against issuance of Blacklisting Order.
- 3.2 "Appeal" - Right of firm/individual to lodge protest against the issuance of Blacklisting Order.
- 3.3 "Procuring Agency" - Any department/division/factory/project exercising general and/or administrative control over the unit.
- 3.4 "Blacklisting Order" - An administrative penalty disqualifying a firm/individual from participating in procurement for a given period.
- 3.5 "Suspension" - The administrative penalty imposed for infractions committed during the competitive bidding stage, whereby such firms/individuals are prohibited from further participation in the bidding process of Procuring Agency.
- 3.6 "Contract Implementation" - A process of undertaking a project or contract in accordance with the contract documents.
- 3.7 "Termination of Contract" - Extinction of contract by reason or resolution or rescission under applicable rules/regulations/laws arising from the default of the firms/individuals.
- 3.8 "Delist" - Removal of supplier/contractor from blacklisting.
- 3.9 "PA-Project Authority" - A three-member committee comprising of User, HSE&QA & Procurement Deptt. to address the issue.
- 3.10 RPC-SSG's Rights Protection Committee - To examine the justification of PC.



4. REASONS FOR BLACKLISTING

4.1 The following shall comprise the broad multilateral guidelines for blacklisting:

- 4.1.1 "Corrupt Practice" means the offering, giving, receiving, or soliciting, directly or indirectly, of anything of value to influence the action of a public official in the procurement process or in contract execution;
- 4.1.2 "Fraudulent Practice" means a misrepresentation or omission of facts in order to influence a procurement process or the execution of a contract;
- 4.1.3 "Collusive Practice" means a scheme or arrangement between two or more bidders, with or without the knowledge of the Purchaser, designed to establish bid price at artificial, non-competitive levels, and
- 4.1.4 "Coercive Practice" means harming or threatening to harm, directly or indirectly, Person(s) / Firm(s) or their property to influence their participation in the procurement process or affect the execution of a contract.


4.2 In addition to above, blacklisting of firms/individuals may be resorted to when the charges are of serious nature, which include but are not limited to the following:

4.2.1 Competitive Bidding Stage

During the competitive bidding stage, the Procuring Agency shall impose on bidders or prospective bidders the penalty of Suspension from participating in the public bidding process, without prejudice to the imposition of additional administrative sanctions as the internal rules of the agency may provide and/or further criminal prosecution, as provided by applicable laws, for violations committed which include but are not limited to the following:

- i. Submission of eligibility requirements containing false information or falsified documents.
- ii. Submission of bids that contain false information or falsified documents, or the concealment of such information in the bids in order to influence the outcome of eligibility screening or any other stage of the public bidding.
- iii. Submission of unauthorized or fake documents for pre-qualification/ tendering i.e. without specific authorization from the principals/ manufacturers etc.
- iv. Failure of the firm to provide authentic Warranty Undertaking and Performa Invoice of the manufacturers / Principal / Trading house.
- v. Failure of the firm to submit specific authority letter of the Original Equipment Manufacturer (OEM) for participation in a particular tender;
- vi. Unauthorized use of one's name, or using the name of the name of another for purpose of public bidding.
- vii. Deviations from specifications and terms & conditions of the purchase order/contract.
- viii. Withdrawal of a bid, or refusal to accept an award or refusal to perform the job or enter into contract with the government without justifiable cause, after he had been adjudged as having submitted the Lowest Calculated Responsive Bid or Highest Rated Responsive Bid.
- ix. Refusal or failure to post the required performance security within the prescribed time.
- x. Refusal to clarify or validate in writing its Bid during post qualification within a period of seven (7) working days, or as may be specifically prescribed, from receipt of the request for clarification.

Page 2 of 10
Dated : 12th October 2020
Revision-1 : Dt: 3 Sept 2024



- xi. Any documented unsolicited attempt by a bidder to unduly influence the outcome of the bidding in his favor.
- xii. Any attempt to give illegal gratification to any representative of the purchaser to influence the process of procurement.

In addition to the penalty of suspension, the bid security posted by the concerned bidder or prospective bidder could also be forfeited / encashed.

4.2.2 Purchase Order / Contract Implementation Stage


During the Purchase Order / Contract implementation stage, the procuring entity shall impose on contractors after the termination of the contract the penalty of suspension from participating in the public bidding process, without prejudice to the imposition of additional administrative sanctions as the internal rules of the agency may provide and/or further criminal prosecution, as provided by applicable laws, for violations committed which include but are not limited to the following:

- i. Failure of the contractor, due solely to his fault or negligence, to mobilize and start work or performance within the specified period in the Letter to Proceed.
- ii. Failure by the contractor to fully and faithfully comply with its contractual obligations without valid cause, or failure by the contractor to comply with any written lawful instruction of the Procuring Agency or its representative(s) pursuant to the implementation of the contract. For the procurement of infrastructure projects or consultancy contracts, lawful instructions include but are not limited to the following:
 - a. Employment of competent technical Person(s) / Firm(s)nel, competent engineers and/or work supervisors;
 - b. Provision of warning signs and barricades in accordance with approved plans and specifications and contract provisions;
 - c. Stockpiling in proper places of all materials and removal from the project site of waste and excess materials, including broken pavement and excavated debris in accordance with approved plans and specifications and contract provisions;
 - d. Deployment of committed equipment, facilities, support staff and manpower; and
 - e. Renewal of the effectivity dates of the performance security after its expiration during the course of contract implementation.
 - f. Non-Performance of the supplier in respect of tender terms & conditions and the delivery / supply of material.
- iii. Assignment and subcontracting of the contract or any part thereof or substitution of key Person(s) / Firm(s)nel named in the proposal without prior written approval by the Procuring Agency.
- iv. For the procurement of goods, unsatisfactory progress in the delivery of the goods by the manufacturer, supplier or distributor arising from his fault or negligence and/or unsatisfactory or inferior quality of goods, as may be provided in the contract.
- v. For the procurement of consulting services, poor performance by the consultant of his services arising from his fault or negligence, any of the following acts by the consultant shall be construed as poor performance:
 - a. Defective design resulting in substantial corrective works in design and/or construction;
 - b. Failure to deliver critical outputs due to consultant's fault or negligence;
 - c. Specifying materials which are inappropriate, substandard or way above acceptable standards;

Page 3 of 10

Dated: 12th October 2020

Revision-1 : Dt: 3 Sept 2024



- d. Allowing defective workmanship or works by the contractor being supervised by the consultant; and
 - e. Submitting CV's of key Person(s) / Firm(s) in the prequalifying process or bid documents of professionals that are not in actual employment of the bidder.
- vi. For the procurement of infrastructure projects, poor performance by the contractor or unsatisfactory quality and/or progress of works arising from his fault or negligence.
 - vii. Willful or deliberate abandonment or non-performance of the project or contract by the contractor resulting to substantial breach thereof without lawful and/or just cause.

In addition to the penalty of suspension, the performance security posted by the contractor could also be forfeited.

4.2.3 In addition to above, other grounds for blacklisting of firms/individuals include but are not limited to the following:


- i. Obtaining fraudulent payments;
- ii. Obtaining contracts by misleading the purchaser;
- iii. Refusal to pay SSGC dues etc.;
- iv. Failure to fulfill contractual obligations;
- v. Changes in the status of firm's ownership/partnership etc. causing dissolution of the firm which existed at the time of inspection / bidding prior to original registration of the firm;
- vi. Registration of a firm with a new name by the Proprietor or family or a nominee thereof of a firm that has been already blacklisted;
- vii. Consequential operational damages caused to SSGC equipment or infrastructure as a result of equipment or parts thereof supplied on trial basis or due to failure of such equipment;
- viii. Contractors who have negotiated Plea Bargain under the National Accountability Ordinance 1999, or contractors involved with any other criminal proceedings conducted by any investigation agency where default has been proved specifically in relation to supplies made to or contracts concluded with SSGC.
- ix. Involved in litigation or needless petitioning to influence or obstruct the procurement process either on his own behalf or at the behest of any other vested interest;
- x. A firm may be disqualified for a period extendable to two years in case a decision by a court is awarded against the said firm after litigation, or where the firm is involved in litigation at least three times during two financial years, or where a firm has on account of litigation caused substantial financial losses to SSGC;
- xi. Blacklisted by other Federal and Provincial Government Ministries / Divisions / Departments and organizations / autonomous bodies subordinate thereto; and
- xii. Blacklisting in case of Joint Venture firms will also result in termination of the concerned Joint Ventures Partners.

5. SYSTEM OF PENALTIES

For the purpose of uniformity, following system of penalties shall be adopted for procurement of goods, works and services:

- 5.1 Blacklisted and henceforth cross debarred for participation in any public procurement or disposal proceedings for the period of not more than ten years, if corrupt and fraudulent

Page 4 of 10
Dated : 12th October 2020
Revision-1 : Dt: 3 Sept 2024



practice as defined in these rules is established against the bidder or the bidders in pursuance of blacklisting proceedings;

- 5.2 blacklisted and henceforth cross debarred for participation in respective category of public procurement or disposal proceedings for a period of not more than three years, if the bidder fails to perform his contractual obligations during the execution of contract or breaches the contract due to his capacity and capability to perform or otherwise. However, procuring agency shall initiate such blacklisting or debarment proceedings after exhausting the forum of arbitration, provided that such provision exists in the conditions of contract, and if such failure or breach is covered in the respective dispute settlement clauses of the contract, and
- 5.3 blacklisted and henceforth cross debarred for participation in respective category of public procurement or disposal proceedings for a period of not more than six months, if the bidder fails to abide with a bid securing declaration, however without being indulged in any corrupt and fraudulent practice.

6. SUSPENSION AND BLACKLISTING PROCEDURE

1. The supplier or contractor who is to be blacklisted for a specified period is given adequate opportunity of being heard.
2. The supplier or contractor who is to be blacklisted for a specified period is called for meeting by providing adequate time, so as to given him adequate opportunity of being heard before taking any action.
3. In case the supplier or contractor does not attend the meeting on the given date and time a final notice is served to him / her to attend the meeting on the revised date and time. Despite the final notice, if the supplier or contractor does not attend the meeting as per schedule, automatically be considered at fault. Action will be taken as per below clauses 5 to 9.
4. A three-member committee will form comprising of User, Procurement and HSE&QA departments to address the issues in the meeting with the supplier or contractor. Members of committee may not below of grade IV.
5. In case the supplier or contractor is found at default based on the fact of the case as well as the tender terms and conditions, and do not justify the grounds of his default as per the tender terms and conditions, the approval is sought from the management for their temporary or permean blacklisting alongwith encashment of bid bond or PBG as the case may be.
6. The decision of the management is communicated to the defaulted supplier or contractor through a formal letter.
7. A copy of the letter of the defaulted supplier / contractor alongwith covering letter with pertinent documents is / also forwarded to the Authority (PPRA) for uploading on PPRA website.
8. The blacklisting information of the supplier / contractor is uploaded on the websites.

Page 5 of 10
Dated : 12th October 2020
Revision-1 : Dt: 3 Sept 2024



9. Any bidder not satisfied with the decision of the procuring agency, may lodge an appeal in the relevant court of jurisdiction.

10. After coming into force the procurement contracts, the dispute between the parties to the contract shall be settled by arbitration.

7. STATUS OF BLACKLISTED FIRM/INDIVIDUAL

Blacklisting of a firm/individual will not affect other ongoing contracts/works/supply orders. However, such blacklisted firm shall stand barred from all future tender processes/participation and Standing Security, if any, could be confiscated until recovery of financial damages ascertained by the authority while issuing Blacklisting Order.

8. DELISTING

A temporary blacklisted firm / individual shall be automatically restored after the period for the penalty has elapsed, unless the procuring agency wants to maintain the blacklisted status of firm / individual due to justifiable reasons with the prior approval of Appellate Authority. In the latter case, the temporary blacklisted firm / individual shall be restored.

9. AMENDMENTS

9.1 In the implementation of Blacklisting Mechanism, the modifications may be introduced thereto through the amendment of its specific provisions as the need arises.

9.2 Any amendment to this Blacklisting Mechanism shall be applicable to tenders advertised for bid after the effectivity of the said amendment.

10. EFFECTIVITY

The Blacklisting Mechanism or any amendments thereof shall take effect immediately and from the date of its issuance. All future tender documents must be governed by these instructions. However, these cannot override the provisions of Public Procurement Rules, 2004.

11. The Steps to be Followed are As Under

The causes and reasons to be taken into consideration for Debarment / Blacklisting of any Person(s) / Firm(s) are given as under:

1. PRE-AWARD STAGE:

The following shall be considered, inter alia, the events / reasons for initiating proceedings under this Mechanism at the Pre-Award Stage:

- i Indulging in Corrupt: Fraudulent as well as Collusive practices.
- ii Submission of false and spurious documents, making false statements, making frivolous complaints and allegations to gain undue advantage.

Page 6 of 10
Dated : 12th October 2020
Revision-1 : Dt: 3 Sept 2024



- iii Commission of embezzlement, criminal breach of trust, theft, cheating, forgery, bribery, falsification or destruction of records, receiving stolen property, false use of trademark, securing fraudulent registration, giving false evidence, furnishing of false information of serious nature.
- iv Submission of false bid security or infringement of documents to get undue monetary or any other benefit.
- v Breach of confidentiality of evaluation process based on illegal access or in any way to get undue benefit or to provide benefit or to frustrate the bidding/evaluation process. This will also include attempts to sabotage the bidding process directly or indirectly.

2. POST-AWARD STAGE:


The following shall be considered, inter alia, the events / reasons for initiating proceedings under this Mechanism at the Post-Award Stage:-

- i. Extraordinary delay in signing or refusal to accept the Notification of Award and/or the contract without any cogent reason.
- ii. Misconduct, i.e., failure to proceed with the signed contract, withdrawal of commitments, quoting an unreasonably and unfairly low financial offer and subsequently withdrawing such an offer, frustrating the evaluation/bidding process and not responding to written communication in a reasonable time.
- iii. Causes mentioned in Sub-Clauses i, ii and iii above.
- iv. Submission of fake / frivolous or mutilated Performance Guarantee or Advance Payment Guarantee etc.
- v. Non-satisfactory performance during the execution of the contract / purchase order.
- vi. Non-performance or Breach of provisions / clauses of the contract agreements/tender terms.
- vii. Notwithstanding the warranty/defect liability period, any defect in a product, equipment, plant, facility or services rendered that may subsequently surface during field operations within 5 years of its commissioning.
- viii. Failure to honour obligations within warranty period or defect liability period as defined in the contract.

3. OTHER CAUSES :

- i. The Person(s) / Firm(s) is blacklisted by any Government department in Pakistan, or it is established that the firm is involved in any kind of corruption or corrupt practices anywhere in the world.
- ii. Violations of provisions / instructions set down in the Bidding Documents.

Page 7 of 10
Dated : 12th October 2020
Revision-1 : Dt: 3 Sept 2024



- iii. Any attempt / activity to malign or bring SSGC into disrepute and harm its interest(s).
- iv. Person(s) / Firm(s) blacklisted by International Financial Institutions (donor agencies) will be liable to be blacklisted after receipt of confirmation from the donor agencies without any further proceeding.
- v. Any other cause deemed just and appropriate by CPPA in the given circumstances.

Note: (1) If above mentioned causes occur either on part of the principal bidder or the local agent, both shall be considered for blacklisting / debarment.

- (2) The authorization of the foreign bidder to local agent shall contain his complete particulars including the name of the company, name of the owner, National Tax number (NTN), CNIC (Computerized National Identity Card) No. etc. In case, the said information is found to be missing, even after calling for the same within a reasonable time, the authority letter shall not be accepted.
 - (3) The Bidding Documents shall be issued against original authority letter or in case of scanned copy, the email of the foreign bidder shall be enclosed. However, at the time of bidding, the original authority letter shall be attached with the bid. In the absence of the same, the bid shall be rejected.
4. FORMULATION of SSGC's Rights Protection Committee: A permanent Committee namely "SSGC's Rights Protection Committee (RPC or Committee)" shall examine the justification of the reasons given by the Project Authority prior to blacklisting. Member of RPC must be one grade up from the members of PA.


5. PROCEDURE FOR BLACKLISTING

Upon receipt of or obtaining information and/or knowledge that any Person(s) / Firm(s) is involved in practices mentioned in hereinabove under the heading of Pre-Award Stage; Post-Award Stage and Other Causes, the concerned Project Authority / formation shall promptly formulate its recommendations and submit through the Managing Director, SSGC to SSGC's RPC / Committee along with its findings, details of charges and documentary evidences to initiate proceedings under this Mechanism.

6. INITIATION OF AN ACTION

- (i) Within a period of 15 days after receiving the recommendations of Blacklisting / Debarment from the concerned Project Authority, the Convener of the Committee shall issue a Show Cause Notice ("Notice") thereby informing the Person(s) / Firm(s) about the alleged charges and shall provide an opportunity to the defend said charges within a time period of 15 (fifteen) days.
- (ii) The Person(s) / Firm(s) shall be accorded adequate opportunity of hearing in order to defend the charges within the given timelines.
- (iii) The Notice to the Person(s) / Firm(s) shall be sent at the mailing/postal address as provided under the Contract or any other address provided by way of subsequent written communication by the Person(s) / Firm(s). The non-receipt of the Notice due to incorrect / change in mailing address without any written communication shall not be attributable to

Page 8 of 10
Dated : 12th October 2020
Revision-1 : Dt: 3 Sept 2024



SSGC. In case of non-receipt of any reply from the accused Person(s) / Firm(s) within the formulated time, but not less than the time given in (i) above, the Committee shall have the right to proceed on Ex-parte basis.

7. DECISION

The committee shall hold an independent inquiry/investigation as the case may be, and, which may include site visits and interviews with the parties concerned. The Committee shall complete the entire inquiry/investigation, preferably within a period of 30 days after receipt of response from the Person(s) / Firm(s) against whom proceedings under this Mechanism has been initiated and shall present the report to the Managing Director, SSGC. If required, the Committee may report the case to an appropriate law enforcement agency depending upon the nature of the case for detailed investigations with the prior approval of Managing Director, SSGC. iii. The Person(s) / Firm(s) against whom proceedings have been initiated under this Mechanism shall not proceed for arbitration/litigation during the proceedings for blacklisting.

8. COMMUNICATION OF DECISION

After recommendation for temporary & permanent blacklisting by "SSGC's Rights Protection Committee (RPC)", the Person(s) / Firm(s) concerned shall be informed within 10 days of such decision. The decision of the Committee will be notified on SSGC's and PPRA's websites and shall also be conveyed to Pakistan Engineering Council.


The temporary Blacklisting on the grounds and reasons specified herein above shall be for a reasonable specified period of time and as a general rule of prudence, the period may not exceed three years, except in cases where debarment/blacklisting has been done by any other government department or an International Financial Institution (Donor Agency). In case the Person(s) / Firm(s) has been blacklisted by the government department or the International Financial

Institution (donor agency), the period of temporary blacklisting/debarment shall be for a maximum period of 3 years or the time period for which the concerned government department/International Financial Institution (Donor Agency) debarred the contractor (whichever is higher). However the permanent blacklisting cannot be revived.

Action after the Person(s) / Firm(s) are placed on Blacklisting List:

- i. The decision of blacklisting will be immediately circulated to all concerned as mentioned herein above under the heading Communication of Decision.
- ii. In case of a contract already awarded to a Person(s) / Firm(s) which has been blacklisted and termination is either not possible or not feasible, the concerned Project Authority may proceed in this case to complete the contract with the approval of Competent Authority. (iii) The blacklisted Person(s) / Firm(s) shall stand disqualified from bidding from the date of decision against them. Any pending bids shall also stand rejected. If a contract has already been awarded to Person(s) / Firm(s), it shall be voidable at the option of SSGC. (iv) A separate register or data base will be maintained for blacklisted firms indicating reasons and period.

Page 9 of 10
Dated : 12th October 2020
Revision-1 : Dt: 3 Sept 2024



9. Effectiveness

This Mechanism or any amendments thereof shall take effect immediately with the approval from Managing Director of Sui Southern Gas Company Limited.

Page 10 of 10
Dated : 12th October 2020
Revision-1 : Dt: 3 Sept 2024





HSE&QA AWARENESS FOR SUPPLIERS AND CONTRACTORS (Revised in 2023)




Always be proactive about safety!

Report Hazard before it results in an Accident

If it's UNSAFE!

- ✓ Report it
- ✓ Remove it
- ✓ Replace it



MP



Sui Southern Gas
SSGC Company Limited.

HSE & QA-IMS POLICY

SSGC is committed to the Health and Safety of all its Employees & Stakeholders, preservation of Environment and achieving Operational excellence by improving Quality of products / services along with efforts to promote Safety Culture in the Company. Continual improvement of HSE and QA performance by reducing potential hazards to prevent injuries and illness is our key priority. It also includes communication, consultation and participation on HSE and QA objectives and targets with stakeholders, conserving resources and adhering to applicable Laws and Regulations in all activities / processes related to the Transmission and Distribution of natural gas within its franchise area.

[Signature]
Managing Director
August, 2021




MR

1. PURPOSE

The purpose of this procedure is to identify the context of the organization, assess the risks and opportunities and establish controls associated with all the activities undertaken by the company to address risks and opportunities for:

- a. SSGC existing facilities/installations.
- b. Any routine/non-routine activity, performed within permanent locations or outside permanent locations of SSGC, that requires prior permit/safety analysis to identify and mitigate safety risks.
- c. Any new project.
- d. Covering all the activities performed by SSGC taking into consideration of compliance, obligations, risks & opportunities within the scope, external and internal issues related to scope of operations, requirements, information, needs and expectations of relevant interested parties.
- e. Providing guidance to employees in relation to hazard identification, risk assessment and risk control in respective areas.
- f. Identification, control, monitoring and management of environmental aspects and assessment of its impacts.




2. SCOPE

This procedure is applicable to the identification of occupational health and safety hazards and associated risks, environmental aspects and impacts associated with activities, processes and equipment related to SSGC existing facilities/installations, any new project or any routine/non-routine activity, performed within permanent locations or outside permanent locations of SSGC, that requires prior permit/safety analysis to identify and mitigate occupational health and safety risk.

3. DEFINITIONS & ACRONYMS

- a. **HAZARD:** Source or situation with a potential for harm in terms of injury or ill health, damage to property, damage to workplace environment, or a combination of these.
- b. **RISK:** Combination of probability of occurrence of a hazardous event or exposure and the resulting consequences.
- c. **OPPORTUNITY:** Opportunities can arise as a result of a situation favorable to achieving an intended result, for example, a set of circumstances that allow the organization to attract customers, develop new products and services, reduce waste or improve productivity. Actions to address opportunities can also include consideration of associated risks.
- d. **SWOT:** Strength, Weakness, Opportunity & Threat.
- e. **RISK MANAGEMENT:** The set of control measures used to reduce or eliminate specific risk.
- f. **RISK ASSESSMENT:** Risk Assessment is a systematic approach to hazard identification. This is the overall process of estimating the priority of risk and deciding significance of risk.
- g. **RISK ASSESSMENT METHODOLOGY:** Risk priority shall be defined by the risk assessment matrix. Hazards related to applicable legal requirements will fall in the high risk category.
- h. **HIRA:** Hazard Identification and Risk Assessment.
- i. **EAIA:** Environmental Aspect and Impact Assessment.
- j. **IEE:** Initial Environment Examination.
- k. **EIA:** Environment Impact Assessment.
- l. **ILL HEALTH:** Identifiable, adverse physical or mental condition arising from and/or made worse by a work activity and /or work related situation.
- m. **OHS&E:** Occupational Health, Safety & Environment.
- n. **PTW:** Permit to Work.
- o. **MOC:** Management of Change.
- p. **MOC Owner:** The employee who initiates the MOC.
- q. **JSA:** Job Safety Analysis.
- r. **EXECUTING DEPARTMENT:** It refers to the department performing the work or is responsible to get the work done through contractor.

MR



4. RESPONSIBILITIES

4.1 Corporate HSE&QA In-charge

- a. Managing OHS&E risks and their controls.
- b. Reporting to Senior Management on OHS&E related issues.
- c. Providing support to corporate HSE&QA team and zonal representatives.
- d. Liaise with zonal HSE team leaders/HSE&QA representatives for implementation of this procedure.

4.2 Zonal HSE team leaders

- a. Carrying out HIRA, providing and utilizing resources to identify and review OHS&E risks and implementing their controls in consultation with corporate HSE&QA team.
- b. Ensuring that employees, contractors and visitors have sufficient knowledge related to OHS&E.
- c. Maintaining records of the OHS&E with the help of local HSE&QA team.
- d. Implementing this procedure. Liaise with corporate HSE&QA team if required.

4.3 Zonal HSE&QA representative

- a. Coordinating with Zonal HSE team leader for carrying out HIRA and EAIA in their zones.
- b. Liaise with corporate HSE&QA team and zonal HSE team leader for OHS&E.
- c. Reviewing/monitoring HIRA and EAIA in their zones and providing input on any changes.

4.4 Departmental Head of Executing Department

Acquiring PTW for any activity that requires prior permit to identify and mitigate safety risks.
Ensure implementation of JSA for job/activity performed outside SSGC permanent locations.

4.5 Employees

Participating in the identification and assessment of OHS&E risks when required by either Zonal HSE team leader or HSE&QA representative.


4.6 Visitors & Contractors

Identifying and reporting any risk or hazard at any location of SSGC.. This also includes the worksites and SSGC temporary locations during project executions.

5. DECISION MATRIX

Type of Risk/Hazard Assessment	Methodology	Responsibility
HIRA	Periodic risk assessment of SSGC's existing facilities/installations such as Head office, Headquarters, Regional offices etc.	Zonal HSE team leader
PTW	On-site Risk assessment (for Permanent Locations) for any routine/non-routine activity that requires prior permit to identify and mitigate safety risks.	Departmental head/Contractor executing the task/activity requiring PTW
JSA	On-site Risk assessment (for Field Locations) for any routine/non-routine activity.	Departmental head/Contractor executing the field activity

MR



MOC	Risk assessments for new Projects, major changes or modifications in existing designs and infrastructure.	MOC owner
------------	---	-----------

Risk Assessment and Management Procedure is divided into five sections based on the type of risk assessment needed:

- Section 1: Context of the Organization.
- Section 2: Hazard Identification and Risk Assessment.
- Section 3: Permit to Work.
- Section 4: Job Safety Analysis.
- Section 5: Management of Change.

6. PROCEDURE


Section 1
Context of the Organization

6.1. Context of the Organization

- i. Management defines scope of the company services and its boundaries considering the internal and external issues of the organization.
- ii. In consultation with HSE&QA, Management & Zonal Heads identify external & internal interested parties and maintain its list with needs & expectations. Interested parties are those stakeholders who receive company services, who may be impacted by them, or those parties who may otherwise have a significant interest in the company. Interested parties may include:

Interested Parties	Requirements
Board of Directors	Good financial performance, legal compliance/avoidance of fines.
Law Enforcers/Regulators	Identification of applicable statutory and regulatory requirements for the products and services provided and understanding of the requirements.
Customers	Value for money, quality service, facilitation and quick response.
Bank/Finance	Good Financial Performance.
Employees	Professional development, prompt payment, health and safety, work/life balance, employment security.
Insurance	No claims/prompt payment/risk management.
Community	No complaint relating to: noise, parking, health and safety, pollution, waste.
External providers (Vendors/Suppliers)	Prompt payment as per agreed terms, health and safety, long-term working relationship.
Trade Unions	Compliance of local labor laws.

MR




iii. By using SWOT analysis or any other tool, identify external and internal issues that are relevant to company operations and its strategic direction and that may affect the ability to achieve the intended result(s) of integrated management system. Internal and external issues can be positive or negative that can affect the OH&S management system.

6.1.1. Internal issues could include in risk & opportunity assessments, but are not limited to:


- a. Operations spread in two provinces.
- b. Complex transmission and distribution network.
- c. Succession planning.
- d. Contractual relationships.
- e. Availability of reliable, qualified and competent workforce.
- f. Staff retention.
- g. Impact of unionization.

6.1.2. External issues could include in risk & opportunity assessments, but are not limited to:

- a. **Political:** Government policies, political stability, international trade agreements etc.
- b. **Economic:** Fuel/utility prices, cash flow, credit availability, exchange rates, tariffs and inflation, general taxation issues etc.
- c. **Social:** Consumer buying pattern, education level, advertising and publicity, ethical & religious issues, demographics etc.
- d. **Technological:** Intellectual property issues, software changes, internet, technology legislation, associated/dependent technology, renewable energy etc.
- e. **Legal and regulatory:** Consumer protection, industry-specific regulation and permits, trade union regulations, employment law, international legislation, human rights/ethical issues etc.
- f. **Environment:** Customer demographics and environmental issues.
- g. **Government:** The directives from Prime Minister, Ministry of Petroleum (energy division), regulatory bodies like OGRA, SEPA & BEPA etc.
- d. Ensuring the policy and objectives are established for the integrated management system and are compatible with the context and strategic direction of the organization.
- e. The management shall monitor and review information about these external and internal issues during the management review meetings.

 <p>RISK</p>	<p>Always be proactive about safety!</p> <p>Report Hazard before it results in an Accident</p>
--	---

MR



Section 2 Hazard Identification and Risk Assessment

i. Hazard Identification and Risk Assessment

The Zonal HSE team leader in consultation with local HSE&QA representatives plan and initiate the HIRA and EAIA process. The assigned team must be competent and have enough knowledge of the entire process. Cross functional teams are recommended for such activity to cover all aspects during assessment. The record of OHS&E risk assessment is maintained in Hazard Identification & Risk Assessment Form (SSGC-IMS/CRM-F-01). The identification/assessment process shall take into account

- a. Routine & non routine activities, any emergency situations.
- b. Activities of all persons having access to the SSGC permanent and temporary locations.
- c. Human behavior, capabilities and other human factors.
- d. Designing of work processes.
- e. Material in use.
- f. Infrastructure, equipment and materials at the workplace or project site, whether provided by organization or others.
- g. Changes or proposed changes in the organization, its activities or materials.
- h. Fabrication, installation & commissioning.
- i. Handling & disposal of waste material.
- j. Purchase of goods & services.
- k. Any applicable legal obligations that is related to risk assessment and implementation of necessary controls.
- l. Before commencement of any new operation/activity.
- m. Periodic Review for updating the existing hazard identification and risk assessment information.

At SSGC, we adapt five steps of risk assessment:


- Step 1: Identify the hazards.
- Step 2: Decide who might be harmed and how.
- Step 3: Evaluate the risks and decide on precautions.
- Step 4: Record your findings and implement them.
- Step 5: Review your risk assessment and update if necessary.

ii. Risk Assessment Matrix

Risk assessment should be carried out as per assessment matrix below:

Risk Priority		Probability			
		Very Likely	Likely	Unlikely	Very Unlikely
Consequences	Catastrophic				Medium
	Significant			Medium	Medium
	Harmful		Medium	Medium	
	Negligible	Medium	Medium		

MR




HAZARD CONSEQUENCE RATING TABLE	
Catastrophic	Hazard may cause death or total loss of one or more bodily functions. In case of failure a huge financial loss will occur.
Significant	Hazard may cause severe injury, illness or permanent or partial loss of one or more bodily functions (e.g. prolong exposure to asbestos resulting in Asbestosis or prolong exposure to paint fumes resulting in Chronic Lung Disorder), or serious property damage, loss that may result in disruption of SSGC core activities.
Harmful	Hazard may cause a reportable incident i.e. an incident that results in the employee being unable to undertake their normal duties and may need medical treatment, or property damage, loss that result in partial disruption of SSGC core activities.
Negligible	Hazard may cause minor injury, illness or property damage, first aid treatment is required only, very low financial loss.

PROBABILITY RATING TABLE	
Very Likely	Exposure to hazard likely to occur frequently. Similar incidents reported more than once in SSGC during last 10 years.
Likely	Exposure to hazard likely to occur but not frequently. Similar incidents reported once in last 5 years in SSGC.
Unlikely	Exposure to hazard unlikely to occur.
Highly Unlikely	Exposure to hazard so unlikely that it can be assumed that it will not happen.

RISK PRIORITY TABLE	
Risk Priority	Definitions of Priority
	Situation is considered critical, stop work immediately or consider cessation of this operation/task. Must be fixed ASAP, Zonal HSE team leader should take immediate actions.
Medium	Is very important, must be fixed within two weeks, Zonal HSE team leader considers short term and/or long term actions.
Low	Is still important but can be dealt with through scheduled maintenance or similar type of action However, if solution is quick and easy then fix it immediately. Review and/or manage by routine procedures.

MR



Section 2 Hazard Identification and Risk Assessment

iii. Risk/Impact Assessment Outputs

The output of risk/impact assessment may include the following:

- a. Identified operations of all hazards/aspects and risks/impacts associated with company activities/system etc.
- b. Classification of risk/impact.
- c. Description or reference to control the risks/impacts.
- d. Description or reference to monitor the risks/impacts.
- e. Identified competency and or training requirements.
- f. Input for setting improvement objectives and programs for its achievement.

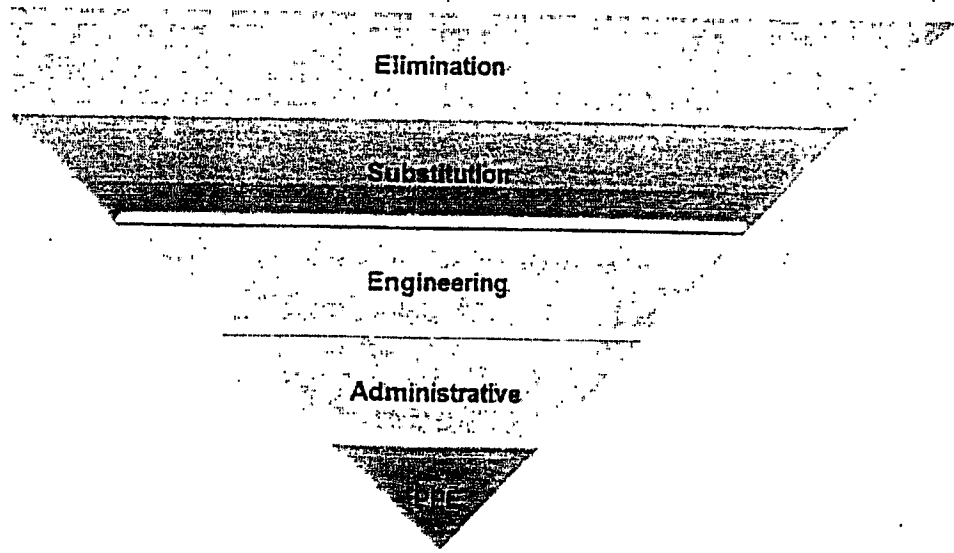
The risk/impact measures identified shall include controls such as termination/elimination, treatment of the risk/impact and substitution of risk by suitable means and where required tolerated as long as it meets local laws/legislation.

Use output of risk/impact assessments as input for the following:


- a. Setting objectives and targets.
- b. Training needs identification.
- c. Terminating the risk/impact if it is practical.
- d. Facility engineering control.
- e. Emergency Preparedness.
- f. Administrative controls.
- g. Insurance.

The ultimate requirement is to reduce the risk/impact to a level as low as reasonably practical (ALARP) i.e. where the trouble, difficulty and cost for further reduction becomes unreasonably inconsistent to the additional risk reduction obtained.

iv. Risk Control




MR



- The hazards and risks are controlled through 'operational controls' by considering the following hierarchy.
- Elimination:** The best way to control a hazard is to eliminate it. This can be achieved by making changes to the work process so that the task is no longer carried out, or by physically removing the hazard altogether. Elimination is the most effective way to control hazards and should be used whenever possible.
 - Substitution:** Substitution is the second most effective method for controlling hazards and risks. It is similar to elimination but involves the substitution of one higher priority risk by another lower priority risk.
 - Engineering:** Engineering controls are implemented by making changes to the design of an equipment or process to minimize its hazard. Engineering controls are based on the concept of "Doing it right the first time". Departments shall incorporate this concept during planning phase of any project/process and must seek out for best possible solution in terms of OHS&E.
 - Administrative:** Administrative controls involve making changes to the way in which people work and promoting safe work practices via education and training. Administrative controls may involve training employees in operating procedures, good housekeeping practices, emergency response in the event of incidents such as fire or employee injury, and personal hygiene practices.
 - Personal Protective Equipment (PPE):** Use of PPE will kick-off where no other controls stated above are possible. PPE should be properly identified for specific process/job.

System & work area Hazards	Likely Consequences
Access / Egress Obstructions	Minor injury, trips and falls
Asphyxiate Gas (CO ₂ fire suppression)	Possible death by asphyxiation
Buried Cables	Exposure to buried cables - major / minor injury
Electricity (HV/LV)	Fatality by electric shock or serious burn injuries
Falling Loads / Objects	Serious head and / or body injury
Flammable Vapors / Gases / liquids	Explosion or fire
Flammable Materials	Potential for fire
Hot / Humid Work Environment	Heat stress, disorientation, loss of consciousness
Moving Parts	Entrapment, major or minor injury
Noise	Long term hearing loss, tinnitus
Openings in Floor / Walkways	Falls from height, major injury possible fatality
Flammable Materials / Gases	Creation of hazardous area, fire, explosion
Heat, sparks and naked flames	Burns to exposed skin
High intensity light (welding)	Arc flash, short term discomfort, long term loss of vision
Housekeeping poor	Slip, trip, fall, fire hazards, blocking fire escapes
Lifting Operations	Falling or moving loads - serious head and / or body injury
Live Electrical Work	Fatality by electric shock or serious burn injuries
Lone Working	No emergency response if injured.
Long Working Hours	Major / minor accident due to fatigue
Manual Handling	Muscular / skeletal injuries
New Task / Operation	Major / minor injury resulting from mistakes

MR



Oxygen deficiency	Death of asphyxiation
Poor Lighting / Visibility	Minor / major injury, fall or impact injury
Slipping / Tripping Hazards	Minor injury, trips and falls
Spillages (Oil and chemicals)	Land contamination
Substances hazardous to health	Chemical burns, toxic; poisoning, irritants, pollutant
Repetitive Task / Operation	Muscular / skeletal injuries
Rotating / Moving Part	Major injury, potential for fatality
Sharp Edges / Cutting Surface	Amputation and cuts, predominantly to hands
Smoke / Fume	Unconsciousness, respiratory problems
Trailing Cables and Hoses	Tripping hazard causing major / minor accident
Use of Hand Tools	Minor laceration and impact injuries
Use of Hazardous Substances	Burns to skin, eyes, and respiratory system. Environment Hazards
Use of Power Tools	Impact injury, hand / arm vibration - loss of sensation over time
Use of Workshop Equipment	Major / minor injuries - entrapment, cutting tools
Vibration	Hand / arm vibration - loss of sensation over time
Work at Height	Major / minor injury

v. Environmental Aspect Identification & Impact Assessment

a. Environmental Aspects:

An Environmental aspect is any element of SSGC business operation that negatively affect the Environment. While conducting environmental assessment, following aspects are usually considered:

"REDUCE CARBON FOOTPRINT"

What we can do:


- Recycle: what you can
- Reduce: avoid unnecessary consumption of resources.
- Reuse: Buy items that are reusable and reuse them
- Unplug electrical devices that are not in use
- Avoid unnecessary driving
- Use LED bulbs.
- Plant a tree

Emissions to air	Water Discharges
Solid non-hazardous waste	Solid Hazardous Waste
Consumption of natural resources/ Energy	Noise
Heat	Odor
Dust	Vibration
Effect on visual / aesthetics	Use of Ozone depleting substances
Use of radioactive / nuclear material	Spillage of chemicals

For identification of environmental aspects and impact, each process/activity/equipment is assessed for its inputs and outputs. The inputs can be raw materials, utilities, energy etc. The output can be atmospheric emissions, liquid effluents, noise, hazardous/non-hazardous wastes, vibration etc.

The inputs, outputs, environmental aspects, their associated impact and controls are recorded on Environmental Aspect & Impact Assessment Form (SSGC-IMS/CRM-F-02).

MR



Section 3 Permit to Work

I. Permit to Work (PTW)

A Permit to Work (SSGC-IMS/CRM-F-03) is needed for any routine/non routine activity (Conducted within permanent locations of SSGC) where the work could expose persons to specific hazards. PTW should be acquired and maintained in the zones where job/activity is carried out. Normally following activities require PTW:

- a. Task based Hot Work operation such as welding, brazing, cutting, grinding.
- b. Confined space working. (tank cleaning etc.)
- c. Maintenance Work on High Voltage electrical equipment.
- d. Any janitorial service involving Safety Risks such as work at height.
- e. Any Maintenance activity by any department/contractor which compromises critical safety system.
- f. Work involving interaction with asbestos.
- g. Work in areas where there is a risk of exposure to hazardous chemicals or microorganisms.
- h. Any job/task/activity that requires additional precautions.
- i. Any specific activity performed during development, modification and up gradation of SSGC's Vital Installations including SMS/Valve Assembly/TBS/PRS etc.

II. Exclusion

Following activities are not under the scope of PTW management, however the risk assessment, JSA and or process SOPs are implemented to control the associated risks for the following:


- a. Providing Gas connections to new customers
- b. Emergency Response to Consumer calls (1199)
- c. Planned enhancement of Distribution network
- d. Work on live pipelines like hot tapping, installing Service Tee etc.
- e. Any major/minor rehabilitation/reinforcement work

If it's UNSAFE!

- ✓ Report it
- ✓ Remove it
- ✓ Replace it



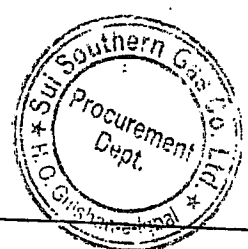
MR



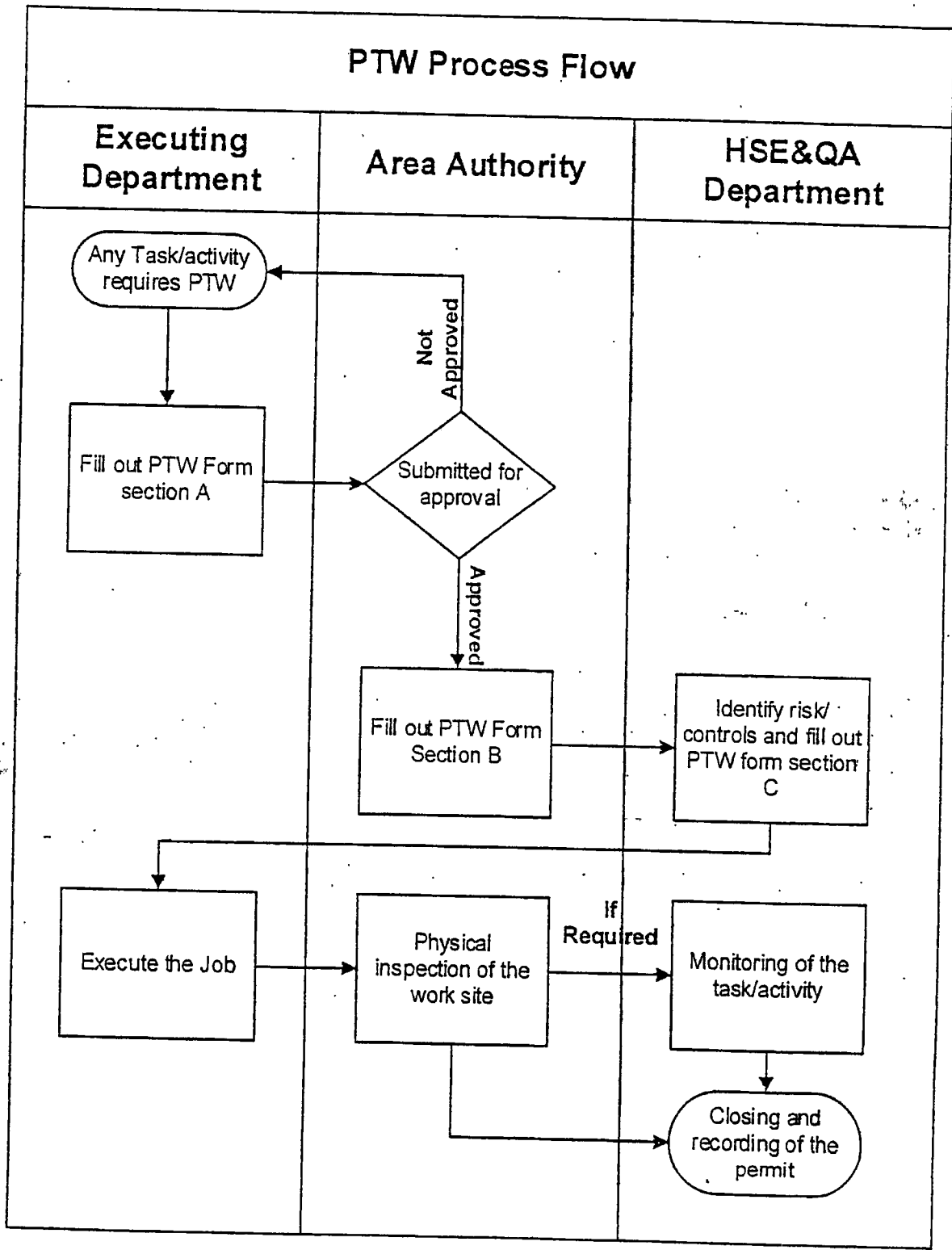
III. Responsibilities

S No.	Functions	Details	Responsibility
1	Executing Authority	The department intends to carry out the task / activity that requires PTW. Situation may arise where Executing Authority is same as Area Authority (e.g. HQs).	Fill out the PTW form. Ensures that task/activity is carried out according to the SOP and controls are implemented to ensure safe operations. Immediately report any incident happened during execution of job to In-charge HSE&QA.
2	Area Authority	Area/Facility where the task/activity is carried out.	Authorize PTW and verify the compliance during the execution of task/activity. Authorized to stop work in case of noncompliance to PTW requirements.
3	Contractor	The Individual/organization carrying out the Task/Activity on behalf of the executing department.	Liaise with executing department to ensure the controls are implemented as per requirement identified in PTW.
4	HSE&QA	HSE&QA will identify the risk/hazards associated with the activity/task and propose controls. In Zones where HSE&QA representatives are not present, Zonal HSE team leader will officiate for HSE&QA responsibilities.	If required, Monitor the task/activity during execution and identify any gaps related to proposed controls. Responsible to close the PTW and maintains records. Authorized to stop work in case of noncompliance to PTW requirements.


MR



IV. PTW Process Flow



MR




V. Permit Display


Copy of the permit to work should be clearly displayed at the work site or in a location close to where the work activity is being undertaken. Executing department/contractors are also required to ensure that a copy of the permit to work is kept and made available upon request by Area Authority/ HSE&QA.

VI. PTW Closure

Once the task/activity is completed the PTW form is returned back to HSE&QA/Zonal HSE team leader for closing and updating the records. A new PTW is required if the task/activity is not completed within stipulated time frame mentioned on PTW.



MR



Section 4 Job Safety Analysis

I. Job Safety Analysis (JSA)


Job safety analysis is needed for any routine/non-routine activity (Conducted outside permanent locations of SSGC i.e. Field Locations) where the work could expose persons to specific hazards. Normally following activities require JSA (SSGC-IMS/CRM-F-04):

- a. Work on live pipelines like hot tapping.
- b. Any major/minor rehabilitation/reinforcement/maintenance work on existing distribution/transmission network.
- c. Installing service connection for new schemes. (Blanket JSA may be carried out for each scheme).
- d. Any Emergency maintenance work.
- e. Any particular job/activity requiring JSA as necessitated by HSE&QA.

II. Responsibilities

S No.	Functions	Details	Responsibilities
1	Activity In-charge/ Supervisor	Individual who is assigned to carry out the task/activity requiring JSA.	<ul style="list-style-type: none"> • List down the activities step wise and identify hazards and their controls • Ensure that task/activity is carried with proposed controls • Ensure the team/equipment involved are competent and safe • Report any untoward situation
2	Head Of Executing Department	Head of the department who is authorizing the task/activity requiring JSA.	<ul style="list-style-type: none"> • Authorize JSA • Ensure Adequate resources are provided to carry out the task/activity in safe manner • Select competent team and team leader for the activity/task • Submit a copy of JSA prior to job execution to HSE&QA/Zonal HSE Team Leader.
3	Contractor	The Individual / organization carrying out the Task/Activity on behalf of the executing department.	Liaise with executing department to ensure the controls are implemented as per requirement identified in JSA

MR



Section 5 Management of Change

I. Management of Change (MOC)

The purpose of this document is to provide all SSGC employees with instructions on Management of Change (MOC) process. Any changes that may affect quality, operations, safety, or the environment will be adequately assessed and must be approved by management or a designated representative of management prior to implementation.

Risk Assessment for any new project, major modification in existing design /facility/ installation will be carried out using MOC methodology.

II. Scope

This procedure is intended to address those changes which may have a direct impact on SSGC's Integrated Management System, or the subsequent delivery of services.


To make sure that changes are assessed and documented in a consistent manner so that:

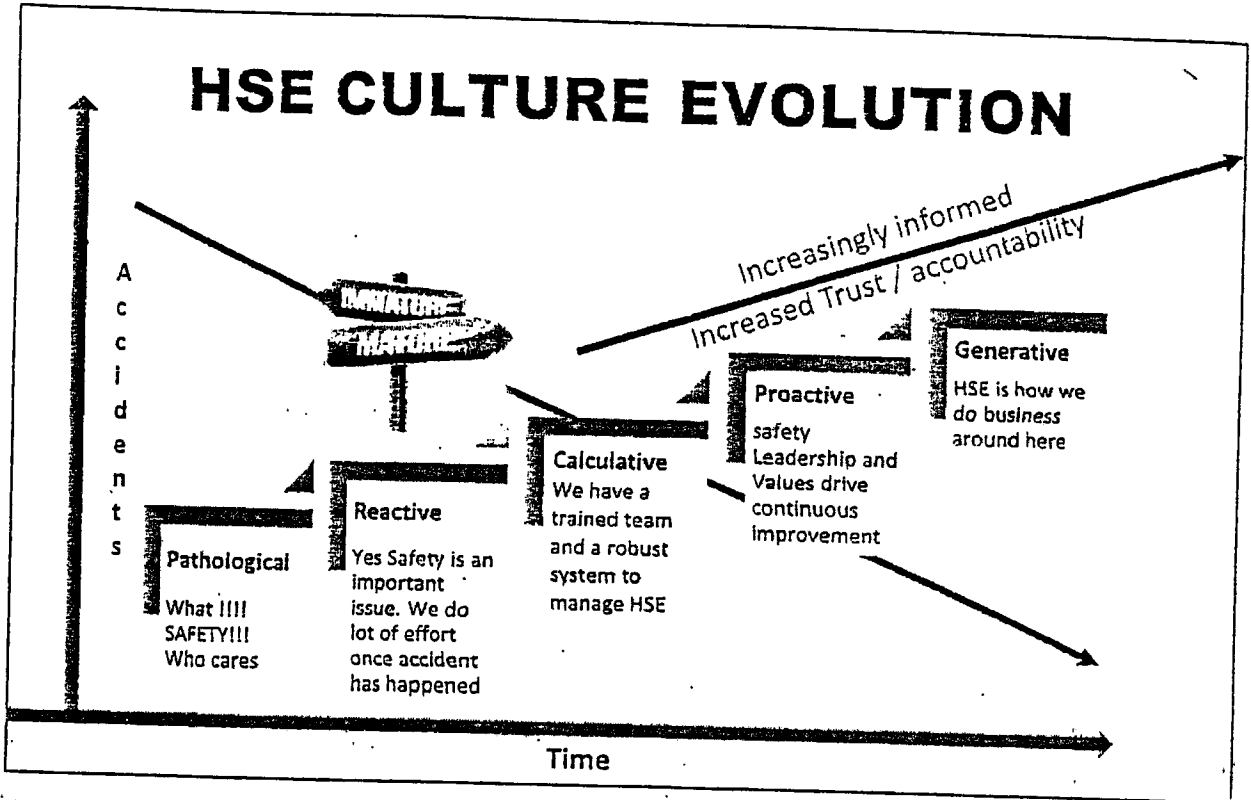
- a. Unnecessary or counterproductive changes are prevented.
- b. Changes do not adversely affect safety, the environment, quality, operations, or the level of service to the client.
- c. No changes are made by individuals without knowledge and/or agreement of all relevant parties.
- d. A record of the assessment rationale and change assessment process is produced.
- e. To make sure proper change out of employees during operations is addressed.

III. Responsibility

- a. **MOC Owner:** MOC owner is responsible to fill out the designated section of the MOC form (SSGC-IMS/CRM-F-05) which briefly describe the details/scope of the project.
- b. **Area Authority:** Area authority is responsible to identify the possible impacts of the change that is taking place. Generally geographical head/zonal HSE team leader is considered the area authority.
- c. **HSE&QA Department:** HSE&QA Department is responsible to authorize the change after assessing the risk and their controls.

MR





IV. Definition of Change

For the purpose of this procedure a "change" is an alteration to Processes;

- a. Documented information maintained by this IMS.
- b. Equipment, hardware, software, infrastructure.
- c. Personnel assignments and training.
- d. Vendor selection and management.

Other types of changes not listed above can be related to any element of the process, such as inputs, resources, persons, activities, controls, measurements, outputs, etc.

Note: Not all alterations to a system require the Management of Change Process (MOC) (e.g. changing employees, editorial changes to HSE & QA procedures and forms, etc.)

V. Levels of Change

Level 1

- a. Change which has limited or no effect on deliverables, operations, safety, work environment, etc.


Level 2

- b. Changes to equipment, procedures and employee assignments that have a moderate impact on deliverables, operations, safety, or work environment.

Level 3

- c. Changes to equipment, procedures and employee assignments that have a major impact on deliverables, operations, safety or work environment.

MR



VI. Change Procedure

Step 1 – Initiation of Change

Any employee or contractor that becomes aware of a need for change can initiate the MOC process. The originator will notify their immediate Supervisor/Manager, detailing the proposed change on the MOC form (SSGC-IMS/CRM-F-05). With concurrence by their Supervisor / Manager, the MOC form shall then be forwarded to In-charge HSE&QA for review.

Step 2 – Review by in-charge HSE&QA

In-charge HSE&QA will review the MOC request for potential operational impact, cost/benefit analysis, and associated risk, with input from the appropriate process owners (Moderate Impact) and/or SSGC top management (Major Impact), as appropriate to the change under consideration. Changes that have negligible impact may be processed by the Management Representative directly.

If the request is accepted, In-charge HSE&QA will detail any actions deemed necessary to control the impact of the change and forward the request to the appropriate process owner for implementation.

Step 3 – Implementation of Actions

The process owner will be responsible for implementing and coordinating the actions required for the proposed change. If it is determined that further assessment is required during the course of implementing the change, these assessments will be documented and submitted for review prior to completing the change process. Only after all assessments have been reviewed shall the MOC process be continued and monitored through completion.

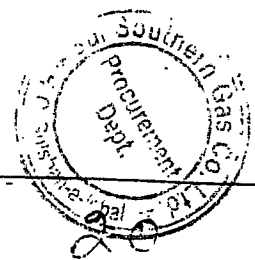
VII. Closing out the MOC

The In-charge HSE&QA will review the satisfactory implementation of the proposed change, and effectiveness of any corresponding control measures.

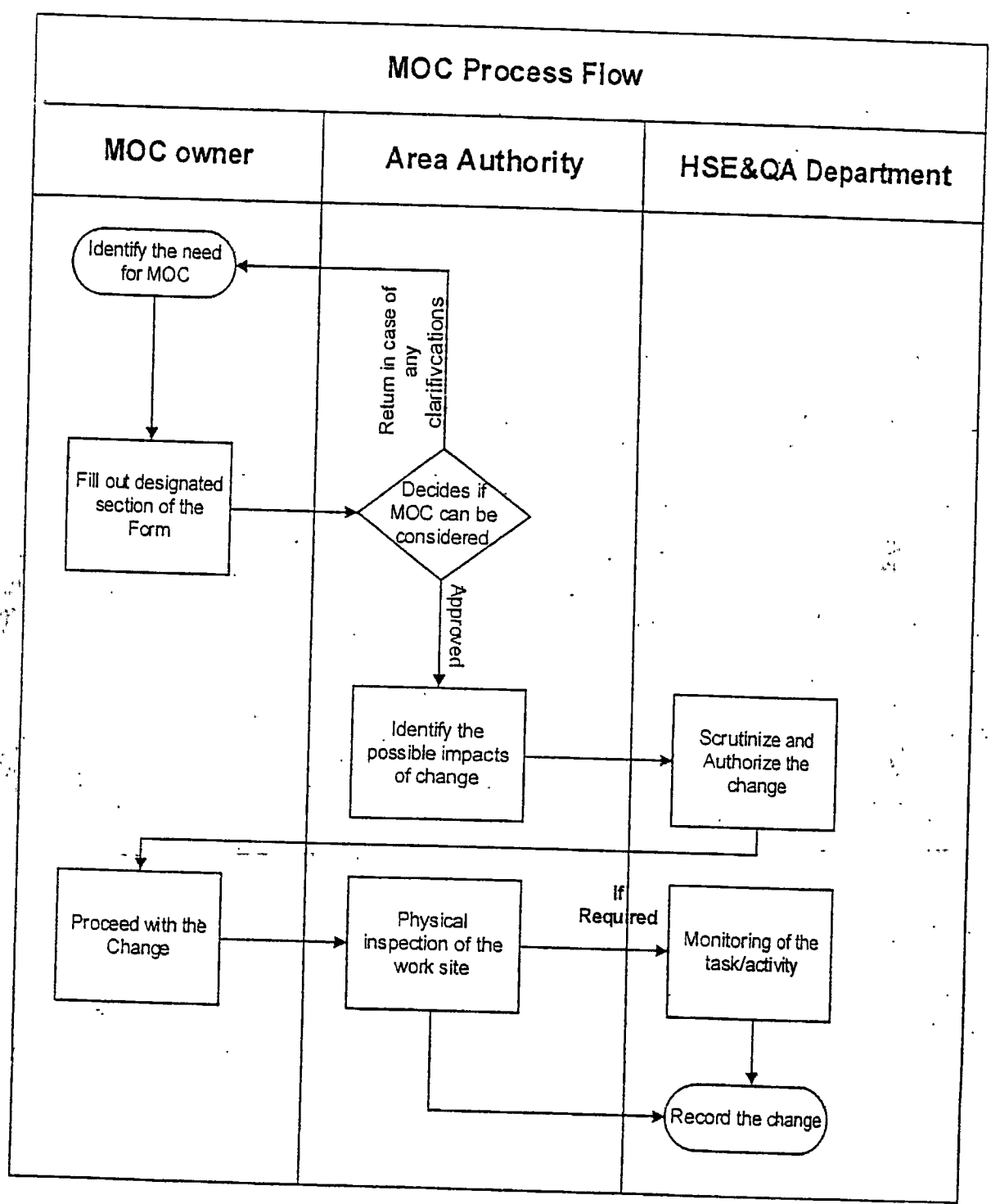
VIII. Record Keeping

The In-charge HSE&QA will retain a log showing each MOC (Control Number of Log) and file the initial MOC request (SSGC-IMS/CRM-F-05) with all information supporting the actions taken throughout the MOC process. These records shall be maintained for a minimum of 3 years.


MR



MOC Process Flow



MR




7. TYPICAL SSGC OPERATIONAL HAZARDS AND THEIR POSSIBLE CONTROLS
 Some of the common Hazards related to SSGC operations are tabulated below and may be used while doing Risk assessment. There might be other hazards related to a particular activity/ operation or process. These hazards should be identified accordingly along with possible controls.

7.1. PHYSICAL

Hazards	Control Measures
Adverse weather	Shelter, personal protective equipment (PPE; cold / wind / rain-proof).
Poor / Bad housekeeping	Improved safety attitude, good management, safety inspection, good work layout.
Contact with hot / cold surfaces	Insulation, guarding, PPE (gloves, face shields, insulated clothing).
Drowning	Life guarding, lifesaving equipment, presence of first Aider.
Excavation work	Physical barriers; fencing, shoring, safe system of work, signs, caution tape.
Fail from height	Edge protection, safety lines / harnesses, safe means of access, (e.g. scaffolding), safe system of work (e.g. permit to work).
Fall of material from height	Alternative storage, physical means of securing.
Lighting	Good work area design and lighting equipment, measuring of illumination (LUX level), appropriate lighting.
Awkward lifting while laying pipes in trenches	Define weight limits, use mechanical means for lifting and laying of pipes.
Noise	Reduction at source, insulation, PPE.
Slips / Trips / Falls on same level	Good maintenance of work areas, good housekeeping, good cleaning, good footwear.
Stacking	Good work area layout, height limits, weight limits, strong packing, mechanical assistance.
Vibration	Elimination or reduction at source, damping, insulation, PPE.

MR




7.2. MECHANICAL

Hazards	Control Measures
Hand tools	Periodic inspection, electrical testing and maintenance.
Machines	Periodic inspection, testing and maintenance, physical barriers (guarding), safety interlocks, supervision and training.
Mechanical lifting operations	Periodic inspections, maintenance, supervision and training.
Manual handling	Regular assessment of handling techniques, improvisation to eliminate stress / fatigue, training in good lifting techniques.
Moving vehicles	Good road layout within premises, proper signs, vehicle maintenance, speed limit, enforce SSGC driving policy, defensive driving classes.
Over Pressure	Proper identification of pressure vessels, preventive maintenance, pressure indicators, alarms, PRV's where required, periodic inspection.

7.3. ELECTRICAL

Hazards	Control Measures
Live working	Avoid (i.e. No Live Working), use competent / trained staff.
Hand tools	Regular inspection, testing of electrical integrity and replacement (where appropriate).
Heaters (elements)	Isolate from combustible material, guarding.
Machines / Electrical cables	Electrical testing and maintenance, good electrical safety design, periodic inspection for design load vs actual load, use of circuit breakers, lockout / tag out, anti-static materials, Use double insulation, proper grounding.
Electrical cables / cords	Use factory assembled cords, always use plugs, no naked wires.
Power Lines (Overhead / Buried)	Look out for signs, contact local utilities (KE, WAPDA) for locations, stay at least 10 feet away from overhead lines, use proper PPE.

MR



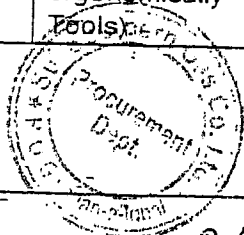
7.4. FIRE

Hazards	Control Measures
Combustible materials	Avoid, reduce storage of combustible materials, isolate from sources of heat and ignition.
Flammable gases	Storage of gas cylinders (e.g. hydrogen, acetylene) outside in an isolated, well-ventilated area, signs, no smoking, color-coding.
Flammable solvents	Controlled storage, use and disposal (e.g. limit quantities held), fire proof storage, signs, no smoking, no naked flames, emergency plans.
Heaters	Segregation from sources of combustion, guarding special construction if used in hazardous areas.
Oxidizing agents	Chemicals that are a source of oxygen, e.g. hydrogen peroxide, segregate from sources of combustion (e.g. flammable solvents).
Oxygen (gas and liquid)	Segregate from sources of combustion, controlled storage and usage.
Smoking materials	Designated smoking areas with proper ventilation; promote no smoking policy.
Static electricity	Limit use of static generators in hazardous areas. Use of anti-static devices; earthing.
Gas Leaks	Odourization for timely detection where possible, proper joining methods, Field survey, training, leak detection techniques.

7.5. OTHER

Hazards	Control Measures
Chemical: Chemical substances, Corrosives (acids, alkalis), Carcinogens, Irritants (e.g. Ammonia)	Avoid use, substitute less harmful substances, use, maintain and test engineering controls, monitor for hazardous substances; inform and train employees, use personal protective equipment (PPE), emergency plans for uncontrolled releases.
Biological: Biological agents (micro-organisms, pathogens, mutagens, carcinogens), Rodents, Snake Bite	Avoid use, substitute less harmful substances, use maintain and test engineering controls, monitor for hazardous substances, inform and train employees, use personal protective equipment (PPE), emergency plans for uncontrolled releases. Periodic rodent control drive, identification and elimination of snakes and other harmful reptiles specially in remote locations of SSGC.
Food / Water safety	Good food hygiene standards, good cleaning / disinfection, employee information and training, good personal hygiene, protective clothing. Testing if required from accredited lab (AKUH, PCSIR), Involve canteen contractors, credibility of product/Services.
Ergonomics	Educate / Train employees, avoid repetitive tasks, procure ergonomically design products (e.g. chair, Computer desk, Tools)


MR




8. DOCUMENTED INFORMATION

Record No.	Record Name	Maintained by	Retention Period
SSGC-IMS/CRM-F-01.	Hazard Identification & Risk Assessment Form	HSE&QA Department	3 Years
SSGC-IMS/CRM-F-02	Environmental Aspect & Impact Assessment Form	HSE&QA Department	3 Years
SSGC-IMS/CRM-F-03	Permit to Work Form	HSE&QA Department	3 Years
SSGC-IMS/CRM-F-04	Job Safety Analysis Form	HSE&QA Department	3 Years
SSGC-IMS/CRM-F-05	Management of Change Form	HSE&QA Department	3 Years
SSGC-IMS/CRM-F-06	Context of the Organization	HSE&QA Department	3 Years
SSGC-IMS/CRM-F-07	SWOT Analysis	HSE&QA Department	3 Years

MR




 SSGC HSE&QA Department	IMS Form	SSGC-IMS/CRM-F-01
	Hazard Identification & Risk Assessment Form	
	Revision 01	
Issue Date: July, 2021		


Zone	Department	Location					Date
S. No	Hazard <i>(E.g. Worn out electrical cord)</i>	What can go wrong <i>(E.g. Electrical shock to any employee)</i>	Existing Operational Control <i>(E.g. Covered with plastic tape)</i>	Risk Priority			Additional Operational Controls <i>(E.g. Isolate/Replace the wire).</i>
				PROBABILITY <i>(E.g. Likely)</i>	CONSEQUENCE <i>(E.g. Significant)</i>	PRIORITY <i>(E.g. High)</i>	

Additional Comments (if any):

Zonal HSE Team Leader		HIRA Team		
Name & Designation	Signature	S. No	Name & Designation	Signature
		1		
		2		
		3		

MR




 SSGC HSE&QA Department	IMS Form		SSGC-IMS/CRM-F-02
	Environmental Aspect & Impact Assessment Form		Revision 01
			Issue Date: July, 2021

Zone	Department			Location			Date
Process / Operation Description: (E.g. Power Generation)							
S.No	Activity (E.g. Fuel Combustion)	Input (E.g. fuel, air)	Output (E.g. Hydrocarbons, CO ₂ , H ₂ O, CO, particulate matters)	Environmental aspect (E.g. air emissions)	Environmental impact (E.g. Degradation of air, consumption of natural resources, Depletion of ozone layer etc.)	Risk Priority (High/Medium/Low)	Operational controls.
Additional Comments (If any):							
Zonal Team Leader				EAIA Team			
Name & Designation	Signature			S. No	Name & Designation	Signature	
				1			
				2			
				3			

MIR



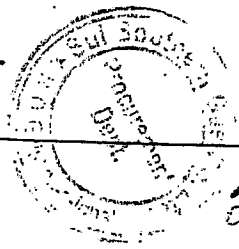
6-02


 SSGC HSE&QA Department	IMS Form	SSGC-IMS/CRM-F-03
	Permit To Work Form	
	Revision 01	
Issue Date: July, 2021		

Work Permit Number (To be filled by HSE&QA): _____

Section "A"					
To be filled by Executing Department	Department Name: _____		Contractor Details (If Any): _____		
	Responsible Person	Name: _____	Contact Name: _____		
		Signature: _____	Signature: _____		
	Permit Valid From	Time: _____	Date & Time: _____		
Date: _____		Permit Valid Until			
		Time: _____	Date: _____		
Location of the Work: _____					
Type of Work(s)			Detail of Work		
<input type="checkbox"/> Hot Work <input type="checkbox"/> Electrical maintenance work <input type="checkbox"/> Mechanical maintenance work <input type="checkbox"/> Hazardous chemicals <input type="checkbox"/> Working at height <input type="checkbox"/> Working in confined spaces <input type="checkbox"/> Working with compressed gases <input type="checkbox"/> Janitorial/Cleaning Service <input type="checkbox"/> Excavation/Trenching <input type="checkbox"/> Handling Asbestos <input type="checkbox"/> Lifting or hoisting <input type="checkbox"/> Other (Please provide details)					
Equipment/tools to be used: _____					
Please mention the associated hazards of this activity (Please refer IMS Procedure: Context, Opportunities & Risk Management): _____					
Following services to be isolated / locked off (if required)					
<input type="checkbox"/> Electricity <input type="checkbox"/> Gas <input type="checkbox"/> Water <input type="checkbox"/> Air <input type="checkbox"/> Other					
Section "B"					
To be filled by Area	I authorize the task / activity to be carried out at above mentioned location for specified time. Executing Department should carry out work in compliance to safety / PPE requirements identified by HSE&QA Department in section 'C' below.				
	Name	Designation	Signature		
			Date and Time		
Section "C"					
To be filled by HSE&QA	Name	Designation	Signature		
			Date		
	Following controls must be implemented to mitigate the safety risk/hazard associated with the task/activity:				
	PPE Required: <input type="checkbox"/> Hard Hat <input type="checkbox"/> Safety Shoes <input type="checkbox"/> Cover all <input type="checkbox"/> Reflective Jackets <input type="checkbox"/> Ear Plug <input type="checkbox"/> Ear Muffs <input type="checkbox"/> Dust Mask <input type="checkbox"/> Face Shields <input type="checkbox"/> Welding Shields <input type="checkbox"/> Safety Belt/ Harness <input type="checkbox"/> Safety Goggles <input type="checkbox"/> Hand Gloves <input type="checkbox"/> Breathing Apparatus <input type="checkbox"/> Others: _____				
Any additional operational controls (Please Specify):					
<input type="checkbox"/> Fire Extinguisher <input type="checkbox"/> Ambulance <input type="checkbox"/> Barricade <input type="checkbox"/> Other: _____					
Section "D" (Monitoring & Closing)					
Area Authority		Executing Department		HSE&QA Department	
I have physically inspected the work site and verified the operational controls are in place.		I declare that the above task / activity has been carried out in compliance with the controls / requirements mentioned above. The task / activity is now completed and site is safe for routine operations. Any incident happened during execution: Yes <input type="checkbox"/> No <input type="checkbox"/>		HSE&QA Observations during monitoring (if any):	
				This work permit is now considered close.	
Name	Sign & Stamp	Date	Name	Sign & stamp	Date

MR



 SSGC HSE&QA Department	IMS FORM	SSGC-IMS/CRM-F-04
	Job Safety Analysis Form	
	Revision 01	
Issue Date: July, 2021		

Executing Department	Zone	Date
Job/Activity:	Activity Details:	
Location:		

PPE Required:
 Hard Hat Safety Shoes Cover all Reflective Jackets Ear Plug Ear Muffs Dust Mask
 Face Shields Welding Shields Safety Belt/ Harness Safety Goggles Hand Gloves
 Breathing Apparatus Others:
Any additional operational controls (If required)
 Fire Extinguisher Ambulance Barricade Other:


S.No	Steps of field Activity	Potential Hazards	Controls

Activity Incharge / Supervisor			Head of Executing Department		
I hereby certify that all operational controls, mentioned above, will be implemented at each step of the job. The team is trained to execute the job and the equipment involved in this activity are safe to operate.			I authorize the team to conduct the job. The team is adequately resourced to execute the job safely.		
Name & Designation	Sign & Stamp	Date	Name & Designation	Sign & Stamp	Date

MR

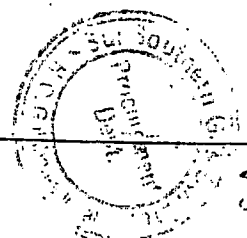



M-F-04

 SSGC HSE&QA Department	IMS FORM	SSGC-IMS/CRM-F-05
	Management of Change	
	Revision 01	
Issue Date: July, 2021		

	MOC No: _____				Date: _____	
To be filled by MOC Owner	Section A : Description of proposed change and potential hazards					
	MOC Owner _____		Location of Work: _____			
	Expected Duration of Work _____					
	Type of Change					
	<input type="checkbox"/> Permanent <input type="checkbox"/> Temporary		<input type="checkbox"/> Pipeline construction <input type="checkbox"/> Physical structure/building <input type="checkbox"/> New or modification in process/procedure <input type="checkbox"/> New or modification in equipment/machine <input type="checkbox"/> Material <input type="checkbox"/> Substance <input type="checkbox"/> Other: _____			
	Detail of MOC/Scope of MOC: (Summarize the basis for the proposed change and any potential health, safety and environment impacts resulting from the proposed change.)					
	The proposed change is now submitted to Area Authority for evaluation.					
	Name & Designation		Sign & Stamp		Date	
To be filled by Area Authority	Section B : Evaluation of the impact(s) related to the change					
	Evaluation Criteria					
	Does the proposed change meet all applicable legal or other requirements?			Yes	No	Comments
	All modifications in the existing process/ equipment are Environmentally Manageable and Safe?					
	Does the change requires changes in SSGC HSE Procedures					
	Does the change will affect the use of Emergency response equipment of the location					
	Does the change requires any specialized training for SSGC staff					
	<i>Note: in case of "YES" please provide details on a separate sheet</i>					
	The proposed change is now submitted to In charge HSE&QA for authorization.					
	Name & Designation		Sign & Stamp		Date	
To be filled by HSE&QA	Section C : Authorization for change to proceed					
	Following proposed controls should be implemented while execution of the job.					
	Potential hazard/risk:	Risk level	Proposed control	Responsibility	Timeline	
Name & Designation		Sign & Stamp		Date		

MR




 SSGC HSE&QA Department	IMS Form	SSGC-IMS/CRM-F-06
	Context of the Organization	
	Revision 00	
		Issue Date: July, 2021


LIST OF INTERESTED PARTIES

External Interested Parties	Needs & Expectation
Board Of Directors	Profitability, good financial and legal compliance, avoidance of fine and penalty OR <ul style="list-style-type: none"> • Protect shareholders interest. • Ensure adherence / compliance to GOP / SECP guidelines. • Allocate resources to maximize revenue. • Follow best practices of corporate governance. • Ensure committee meetings are held as per plan. • Financial benefits of the organization. • Avoidance of any fines / penalties. • Reputation enhancement. • Corporate Social Responsibility (CSR). • Enhanced corporate governance (CG). • Allocation of all resources to achieve quality goals. • Achievement of safe and healthy conditions in organization. • Commitment to quality, safety and health. • Be prepared to seek advices from industry experts as required. • No major accident at company premises.
Management	<ul style="list-style-type: none"> • Take policy decisions to increase revenue per employee.

MR





CRM-F-06

 SSGC HSE&QA Department	IMS Form	SSGC-IMS/CRM-F-06
	Context of the Organization	
		Revision 00
		Issue Date: July, 2021

	<ul style="list-style-type: none"> • Ensure that policy and related objectives are established. • Communicate clear roles to employees. • Develop, lead and promote culture in the organization. • Meet organizational goals by assigning targets to right personnel. • Demonstrate leadership at all levels and functions of the organization. • Effective management of hazards, risks; incident, emergency, and injury. • Workers engage and participation in all quality, environment, health and safety activities. • Continued growth in quality and productivity. • Effective controls on quality, health & safety issues. • No major accident at workplace / safe working conditions for all employees. • Develop positive quality and health & safety culture. • Continuously improve quality, safety and health performance with review process. • Well performed employees. • Better staff retention and morale.
Staff & Workers	<p>Continuation of job, timely wages with all applicable benefits to pay the cost of living, professional development and growth via regular trainings.</p> <p>OR</p> <ul style="list-style-type: none"> • Good and safe working conditions. • Job security.


MR




 SSGC HSE&QA Department	IMS Form	SSGC-IMS/CRM-F-06
	Context of the Organization	
		Revision 00
		Issue Date: July, 2021

	<ul style="list-style-type: none"> - Training and development opportunities. • Sustained reputation and image of company. • Consultation. • Communication and participation. • No accident / injury / ill-health. • Reward and recognitions. • Opportunities for dialogue / improvement / changes. • Timely and fair provision of remuneration coupled with career progression.
Client/Customer	Timely provide high quality services, quick response on any complaint, follow all local laws and QH&S requirements. OR <ul style="list-style-type: none"> • Uninterrupted gas supply. • Customer facilitation. • Quick response of queries & complaints. • Value for money. • No health and safety issue in product. • Prompt actions on quality, health and safety issues. • Minimize the risk of injuries when receiving a services. • Socially and environmentally responsible.
Suppliers/Contractor	<ul style="list-style-type: none"> • Continuous orders, prompt payments as per agreed terms, good long terms working relationship. • Fair chance of participating in bid opening. • Communication of hazards present at workplace. • Timely payment.

MR



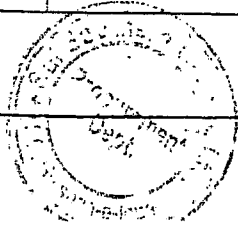
CRM-F-06


 SSGC HSE&QA Department	IMS Form	SSGC-IMS/CRM-F-06
	Context of the Organization	
	Revision 00	
		Issue Date: July, 2021

	<ul style="list-style-type: none"> • Transparency.
Trade Union & Worker Representative	<ul style="list-style-type: none"> • Effective implementation of national & local labor laws with any non-conformance, good working relationship with management • Conducive and safe environment for work • Timely provision of information necessary for workers • No fear of dismissal or disciplinary action while reporting near miss / accident.

External Interested Parties	Needs & Expectation
Media & NGOs	<ul style="list-style-type: none"> • Media management. • Patient and positive attitude. • Effective communication.
Visitors	<ul style="list-style-type: none"> • Safe entry and exit during stay at SSGC. • Communication of pertinent information. • Emergency response. • Briefing necessary safety rules. • Necessary PPE available. • Site access controls.
Emergency Services (Fire/Medical etc)	<ul style="list-style-type: none"> • Good Risk management. • Emergency procedure in place and drilled. • Regulatory compliance.


MR



 SSGC HSE&QA Department	IMS Form	SSGC-IMS/CRM-F-06
	Context of the Organization	
	Revision 00	
		Issue Date: July, 2021

	<ul style="list-style-type: none"> • Regular drills for flooding, spillage, site excavation and first aid etc. • Availability of adequate resources.
Utility Providers (Power/water/fuel, Telecom)	<ul style="list-style-type: none"> • Prompt payment. • Good Management.
Academic Institutes	<ul style="list-style-type: none"> • Effective learning programs for employees. • Synchronize the linkage of quality, health and safety with technical and non-technical learnings. • Learning from SSGC.
Insurance Companies	<ul style="list-style-type: none"> • No claims, risk management, prompt payment.
Banks	<ul style="list-style-type: none"> • Financial performance, cash flow.
Neighborhood/Community/ Society	<ul style="list-style-type: none"> • Safe working conditions. • Environment friendly operations. • Contribute positive to local environment and populations: • No complaint relating to noise, pollution, waste and employment.
Share Holders	<ul style="list-style-type: none"> • Minimize risk and losses. • Increase market capitalization. • Return on investment. • Transparency. • Rights are protected. • Good dividend.
Federal and local law enforcement agencies	<ul style="list-style-type: none"> • Pay all applicable taxes timely, follow local laws and regulations with regular updating


PM-F-06

 SSGC HSE&QA Department	IMS Form	SSGC-IMS/CRM-F-06
	Context of the Organization	
		Revision 00
		Issue Date: July, 2021

Third party auditors- Finance	<ul style="list-style-type: none"> • Smooth data collection • Better financial performance • Effective communication • On time response on queries • No fraud or illegal acts detection
Certification bodies	<ul style="list-style-type: none"> • Effective implementation of ISO standards with all relevant clauses in the organization
Creditor/Financial Institution	<ul style="list-style-type: none"> • Repaid on time, good financial performance
Government/ Regulators (Local/Regional/Provincial/ National/International)	<ul style="list-style-type: none"> • Identified applicable statutory and regulatory requirements for Quality and health & safety. • Prompt responses in case of any non-conformance. • Proper investigation on uncontrollable. • Implementation of safe policy in the field of occupational safety. • Fulfill the requirements of all applicable laws, rules, regulation, orders, guidelines, interpretations and directives.

MR



 SSGC HSE&QA Department	IMS Form	SSGC-IMS/CRM-F-07
	SWOT Analysis	
	Revision 00 Issue Date: July, 2021	

POSITIVE	
STRENGTHS	WEAKNESSES
Having vast experience of Transmission and Distribution of Natural gas.	Complex distribution network leading to UFG.
Infrastructure available in two provinces.	Substantial resources required for up gradation.
Highly competent human resource.	Lack of succession planning.
Certified to international standards.	Takes extra time to implement all requirements because of big size of the organization.
Sole Meter manufacturing plant in Pakistan.	High price.
Serving the nation since decades.	Government new rules implementation.
Positive image of the company is already established in the Society.	Resource transfers.
NEGATIVE	
OPPORTUNITIES	THREATS
Monopolistic market.	Depleting natural gas.
Over 2.8 million customers.	Customers may turn to renewable energy sources.
Import of LNG.	High cost.
Huge infrastructure of Transmission and Distribution to connect new customers.	Gas theft and leakages resulting in huge loses.
Reduction in the lead time to facilitate complainant.	Change in Government policies.
Advancement and use of latest technology to control the system will create more effectiveness.	Criminals threats on security.

MR

1. PURPOSE

The purpose of this document is to define a mechanism of incident and near miss reporting investigation & propose corrective/preventive actions against near miss, incidents and accidents.



"Anything that can go wrong, will go wrong"

2. SCOPE

This procedure is applicable to all incidents (i.e. accidents & near miss) which take place within SSGC premises or outside SSGC premises i.e. its installations or work-related sites which are under the scope of management system.

3. DEFINITION

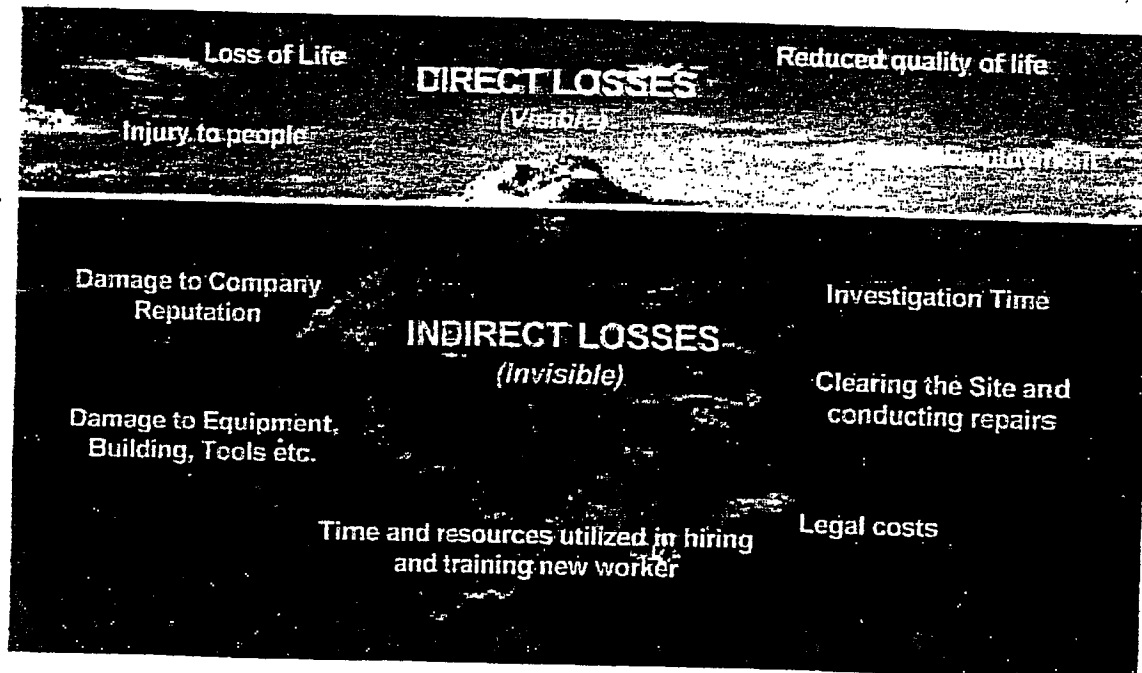
- a. **Incident:** Work-related event(s) in which an injury or ill health or property damage (regardless of severity) or fatality occurred, or could have occurred.
- b. **Accident:** An incident in which an injury or illness or property damage actually occurs.
- c. **Near Miss:** A Near Miss is an unplanned event that did not result in an injury or property damage, but had the potential to do so.
- d. **CPR:** Cardiopulmonary resuscitation.
- e. **Emergency:** An emergency is a situation that poses an immediate risk to health, life, property, or environment.



Harmful

Harmless

INCIDENT / ACCIDENT LOSSES



MR

4. PROCEDURE

4.1. Incident Classification Table

S. No	Incident Type	Classification	Actions to be taken	Responsibilities	Record
1	<ul style="list-style-type: none"> Major fire Major gas leakage Explosion Bomb blast Vehicular accident Significant asset / human loss due to any untoward situation including natural disaster, damage or theft of asset / property having an estimated amount of more than Rs. 30,000 Injury/illness serious enough to result in two off workdays. 	Major	Inform respective departmental head/in-charge and immediately call local rescue departments, such as Fire Brigade, Bomb Disposal Squad etc. Thus, whichever is necessary.	Anyone who has witnessed or received initial information about the incident.	
			Follow the Emergency Response Procedure.	Security department in case within SSGC premises, Site/ Zonal HSE team leader in case it is outside the SSGC premises.	SSGC-IMS/ER P-04
			Provide Help/Support to the victims such as First Aid or CPR if needed.	Only trained persons in case of CPR/First Aid is needed.	
			Report the incident using incident notification form via web portal to in-charge HSE&QA immediately (or within 24 hours) after the occurrence of incident.	Zonal HSE Team leader.	SSGC-IMS/IAM -F-01
			HSE&QA will complete the investigation report via web portal within seven working days after receiving incident notification form. Additional days may also be required depending upon the criticality of investigation	HSE&QA	SSGC-IMS/IAM -F-02
			HSE&QA will share the report with all concerned for necessary corrective / preventive actions.	HSE&QA	
			HSE&QA will maintain incident data base using online web portal and will share the information with all concerned to avoid reoccurrence.	HSE&QA	
			Implement Corrective / Preventive action.	Zonal HSE Team Leader and anyone who is identified in Investigation report.	
			Follow-up to verify the implementation of recommended corrective/preventive actions.	HSE&QA	

MR


39

S. No	Incident Type	Classification	Actions to be taken	Responsibilities	Record
		Major	In case of gas loss, transmission/distribution department will quantify the amount of gas loss and shares the same with concerned departments along with investigation report.	Transmission/ Distribution	
2	<ul style="list-style-type: none"> Minor Injuries where only basic first Aid or less than two off days provided to the victim. Minor Vehicular accidents where there is no significant injury or loss. 	Minor	Inform respective departmental head / in-charge.	Anyone who has witnessed or received the initial information about the incident.	
			Report the incident using incident notification form via web portal to in-charge HSE&QA within twenty four hours of the occurrence of the incident.	Zonal HSE Team leader.	SSGC-IMS/IAM -F-01
			HSE&QA will share the information with all concerned to avoid reoccurrence.	HSE&QA	
3	<ul style="list-style-type: none"> Any Near Miss Occurred / Observed. 		Report the Near Miss using online Near Miss Notification Form via web portal. Enter details as mentioned on the form attach evidence. (if any) and submit.	All Employees	SSGC-IMS/IAM -F-03

4.2. Incident Reporting:

- Incident that resulted in personnel injury, spill, fire, asset damage etc. will be considered as accidents and will be reported through online Incident Management System within 24 hours after the accident.
- Incident that have not done any damage or lose will be considered as Near Miss and will also be reported via web portal.
- All HSE Zonal Team Leaders are responsible to immediately report any incident took place in their respective Zone.
- All Employees are responsible to immediately report any Near Miss occurred / observed via web portal.


MR



4.3. Investigation and Corrective Action

Incidents are investigated by the team constituted by In-charge HSE&QA. If required, a cross functional team may be formed. Depending upon the situation, Incharge HSE&QA will decide whether to investigate or not any major/minor incident/accident, considering following factors:

- a. Severity of the incident/accident.
 - b. Time lapse between reporting of the incident and the actual occurrence of the incident.
 - c. Lack of supporting information.
- The investigation is carried out to determine the root cause of the problem. The investigation process covers:
- a. Determination of root cause using any suitable method like tripod analysis etc.
 - b. Investigation will be conducted as soon as possible after the incident, following the activities required controlling the hazard.
 - c. When indicated by the severity of the incident, steps to secure the incident site must be initiated immediately to ensure that investigating party can reconstruct the events leading to the incident.
 - d. Individual interviews will be conducted with each person present at the time of the incident. The following rules are followed for interviews with all individuals:
 1. The witnesses should be interviewed promptly, separately and privately.
 2. The interviewer should avoid questions that give a yes or no answer.
 3. After the interview, the interviewer should document any concerns identified.
 - e. The investigation will be focused at determining the root cause and therefore:
 1. The investigator or investigating team must focus on getting accurate and complete information.
 2. Facts must be separated from opinions, and direct evidence from circumstantial evidence.
 3. Each concern identified in the investigation must be fully addressed.
 - f. Upon completion of the investigation, the team will fill and submit the Online Incident Investigation Form (SSGC-IMS/IAM-F-02). It includes Background Information, Root Cause Analysis, Conclusion and Recommended Corrective / Preventive Actions.
 - g. In all cases, the Incident investigation must be completed within 07 working days from the incident notification date. Depending upon the nature of investigation, in-charge HSE&QA may extend the report submission timeline.
 - h. Determination and implementation of viable corrective/preventive actions to eliminate the causes of incident.
 - i. In-charge HSE&QA / Zonal HSE Team Leader ensures that the corrective/preventive actions assigned to concerned department/personnel, to be completed within agreed time frame.
 - j. It is responsibility of the Zonal HSE Team Leader to:



1. Provide leadership role in implementation of corrective/preventive actions within the agreed timescale.
2. Ensure that corrective / preventing actions are effective in eliminating / reducing the risks.
3. Maintain record of Incident Notification Form and Incident Investigation Form of their respective zones.

4.4. Updating of Assessment

After the incident, depending upon the nature of severity and risk, the assessments (risk assessment, environmental aspect impact assessment) of specific activity / department will be updated including controls, risk level, likelihood etc.


4.5. Data Analysis and Review of Actions

The data of incidents will be evaluated and investigation outcomes will be shared with the management during management review meetings to seek advice and to discuss the effectiveness of measures / actions implemented.

5. DOCUMENTED INFORMATION

Record No.	Record Name	Maintained by	Retention Period
SSGC-IMS/IAM-F-01	Incident Notification Form	In-charge HSE&QA / Zonal HSE Team Leader	3 Years
SSGC-IMS/IAM-F-02	Incident Investigation Form	In-charge HSE&QA / Zonal HSE Team Leader	5 Years
SSGC-IMS/IAM-F-03	Near Miss Notification Form	In-charge HSE&QA / Zonal HSE Team Leader	3 Years

MR

 SSGC HSE&QA Department	IMS FORM	SSGC-IMS/IAM-F-01
	Incident Notification Form	Revision 01
		Issue Date: Aug, 2021

Date: _____ Time: _____ Report No. _____
 (To be filled by HSE&QA)

Reported by: _____

Location: _____

SSGC Premises Outside SSGC Premises

Location Details: _____

Responsible Zone _____ Zonal HSE Team Leader _____

Region _____

Particulars of Affected Person(s):				Details of Affected Asset (if any)	
Serial No	1	2	3		
Name(s)					
Employee ID(s)					
Designation					
Type of Employment	Permanent				
	Contractual				
	Contractor				
	Visitor				
	Other				
Age					

(Note: For further details additional page may be used)

Incident Type:

Fire Explosion Vehicular Accident Asset Damage Work Related Injury

Theft Sabotage Natural Disaster Gas Leakage Other: _____

Incident Consequences:

Fatality SSGC Hospitalization Asset Damage First Aid Other: _____


Other

Incident Classification:


Major Minor Near Miss

Incident Detail:

MIR



43

 SSGC HSE&QA Department	IMS FORM	SSGC-IMS/IAM-F-02
	Incident Investigation Form	
	Revision 01	
Issue Date: Aug, 2021		

Incident Notification Form Ref. No.		Incident Detail (Brief)
Incident Date		
Investigated by		

BACKGROUND INFORMATION:

ROOT CAUSE ANALYSIS:

CONCLUSION:

RECOMMENDATION OF CORRECTIVE AND PREVENTIVE ACTIONS		
Recommended Actions	Action by (whom)	Action till (date)
1.		
2.		
3.		
4.		

Is risk assessment required for the corrective actions? If yes, please mention the serial numbers for the recommended actions:

Incharge HSE&QA


NOTE:

1. Please include sketch / photo where ever required to explain the accident scene / conditions
2. Additional pages can be used for mentioning other details
3. Transmission/Distribution department must submit the quantity of gas loss in case of any gas leakage or sabotage.

MR

44

MS-F-02

 SSGC HSE&QA Department	IMS FORM	SSGC-IMS/IAM-F-03
	Near Miss Notification	
	Revision 00	
		Issue Date: Aug, 2019

Personnel Detail (Who Witnessed the Near-Miss):

Category/Type: Unsafe Act Unsafe Condition

Name: _____

Executive / Employee No.: _____

Designation: _____

Department: _____

Location / Area: _____

Near Miss Detail:

Date: _____

Time: _____

Location: _____


Near Miss Related To:

<input type="checkbox"/> Leakage	<input type="checkbox"/> Equipment
<input type="checkbox"/> Slip / Trip	<input type="checkbox"/> Chemical
<input type="checkbox"/> Falling Hazard	<input type="checkbox"/> Biological
<input type="checkbox"/> Fire	<input type="checkbox"/> Transport
<input type="checkbox"/> Electrical	<input type="checkbox"/> Spill
<input type="checkbox"/> Physical	<input type="checkbox"/> Other

Brief description of what you saw! (max. 100 words):

Attach Picture: No file chosen

MR

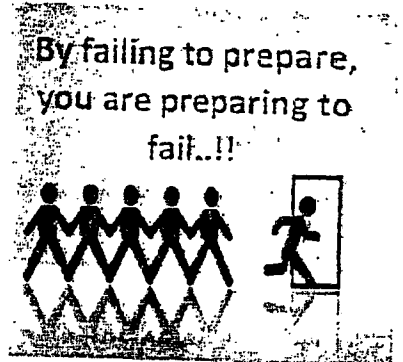


1. PURPOSE

The purpose of this procedure is to define a frame work for identification of emergency situations which arise in company operations and for developing emergency preparedness and response plans to mitigate and manage risks arising from such situations or events. The Procedure defines requirements for business continuity planning post emergency situations to bring the business on-line.

Purpose of the procedure is to

- Formulate plan, responsibilities and actions to be taken to handle any emergency situation.
- Identify potential emergency situations and response plans to minimize or avoid actual & potential hazards of any emergency situation.
- Define mechanism and frequency to test plan so as to ensure preparedness and effectiveness of emergency response system.



2. SCOPE

This procedure is applicable to all locations of SSGC, its employees and any visitor physically present at the location of emergency site. Due to variations in nature of operations, various departments/sections have developed their own ER Plans catering for their strategic, operational and physical requirements. The same includes HSE emergencies arising from company's day to day operations in terms natural calamities, fire, major incidents with loss in our operations, major environmental damage, external terror or bomb threats, public unrest, war and etc.

3. DEFINITIONS

- Emergency Situation:** An abnormal situation that calls for immediate and urgent actions for safeguarding life of persons, protecting buildings, machines, vital installations and other assets.
- Rescue:** It refers to responsive operations that usually involve the saving of life or prevention of injury during an incident or dangerous situation.
- Emergency Response Organization (ERO):** It is a group of people; in each section (such as HO, Headquarters etc.), who prepare for and respond to any emergency incident, such as a natural disaster or an interruption of business operations.
- Emergency Response Centre (ERC):** It is a room suitably equipped to handle any potential emergency situations. All emergencies are to be reported here.
- First Aid:** It is the provision of initial care for an illness or injury. It is usually performed by non-expert, but trained personnel to a sick or injured person until definitive medical treatment can be accessed.
- Assembly Areas:** If an evacuation to the outside is appropriate, the nominated assembly areas for personnel shall be far enough away from the building, structure or workplace to ensure that, where practicable, everyone is protected from falling glass and other objects.
- Emergency Evacuation:** It is the immediate and rapid movement of people away from the threat or from the place of the hazard.

4. RESPONSIBILITIES

Responsibilities for the particular department/personnel are identified in the response plans prepared by various departments and sections. General responsibilities for Emergency response organization are as under:

- Rush to the area of incident without any delay.
- Immediately assess the situation and initiate the remedial actions.
- Call the fire brigade & other emergency services like ambulances if required.
- Ask/inform all personnel present within premises, using megaphone or any other means, for complete evacuation if situation goes out of control.
- Inform all to go back to their work places using megaphone or any other suitable means when the situation comes under control and the area is free from any hazard.

5. PROCEDURE

The HSE&QA In-charge and department heads shall ensure that all emergency situations are identified during risk assessments performed and emergency response plans are implemented within the departments. They shall also ensure that all employees are made aware of their emergency situations and how to respond during a real emergency. They shall ensure that employees including emergency team members in their respective departments are trained to respond to emergencies and mitigate risks arising out of real emergencies. Some of the potential emergency situations that might occur in SSGC along with the response plans are listed below. Sequence of actions for any response specified on each section's ER plan may change depending upon the emergency situation.

6. Emergency Considerations


The following areas of needs to be given consideration while identifying potential emergency situation but the same need not be limited to these areas:

- Fire & Explosion
- Heavy Spillage of Toxic/flammable chemicals or leakage of gas
- Heavy rain/ flood
- Earth quake
- Bomb threat
- Building & office lockdown/shelter in place
- Active shooter/hostage situation

6.1. Fire & Explosion

In case of fire & explosion each personnel present within the premises must act as per but not limited to the following instructions:


- a. Give voice alarm - FIRE! In case of fire for all immediate employees in the area.
- b. Push the nearest located call point button in case of fire (if present).
- c. Immediately inform Emergency Response Organization through phone or in person.
- d. Try to control the fire by using fire extinguishers. Use fire extinguisher only if you have been trained.
- e. Remove all explosive, inflammable and poisonous materials away to the maximum possibility.
- f. Shut off main valves of gas and circuit breakers.
- g. Stay away from the fire in case it is not controllable.
- h. Report to the designated Assembly Point away from the scene of fire / explosion if asked by Emergency Response Organization through emergency exits and wait for the further instructions.



6.2. Heavy spillage of toxic/flammable chemicals or leakage of gas

In case of heavy spillage of toxic/flammable chemicals or heavy leakage of Gas each personnel present within the premises must act as per but not limited to following instructions:

- a. Immediately inform Emergency Response Organization through phone or in person.
- b. Eliminate all ignition sources (sparks/flames/heat) from the immediate areas.
- c. Turn off gas supply from nearest control valve.
- d. In case of gas leakage in confined space, proper measures (opening windows, doors etc.) should be taken to ventilate the gas. Ensure the availability of fire extinguishers.
- e. Stop leaks if this can be done without having any risk.
- f. Do not touch or walk through spilled material.
- g. Prevent entry into waterways, sewers or confined space.
- h. If available wear the Personal Protective Equipment recommended.
- i. Arrange immediate cleaning of spilled chemical by taking suitable precautions



6.3. Heavy Rain / Flood

In case of emergency situation of heavy rain/flood, personnel must remain present within SSGC premises if the situation gets worst outside. In case of water entering in department/office each person must act as per but not limited to the following instructions:

- a. Try to stop water by keeping sand bags.
- b. Protect building, machines, equipment, tools, parts & material.
- c. Shut off Electricity and Gas if necessary.

Following precautions should be taken by the departments/sections, located under rain/flood threat areas:


- a. Ensure no material is placed outside in open area which may be affected by rain.
- b. Ensure proper drainage system at vital installations so that every valve, equipment, electrical board etc. be accessible in case of any emergency.
- c. Sufficient quantity of tarpaulin and rain suit is available to meet the rainy condition.
- d. Keep the drain line open all the time.
- e. All pumps used for draining out the rainy water are in running condition.
- f. Sufficient quantity of sand bags is available to stop entering the water inside; which may be placed in advance if required.

CLASSES OF FIRE			
Class	Material	Examples	Type of Fire Extinguisher to be used
A	Solids	Paper, wood plastic, etc.	• Water
B	Flammable Liquids	Paraffin, petrol, oil, etc.	• CO2 • Dry Powder
C	Flammable Gases	Propane, butane, methane, etc.	• Dry powder
D	Metals	Aluminum, magnesium, titanium, etc.	• Sodium chloride based dry powder fire extinguisher
E	Electrical Apparatus	Short-circuiting, over loaded electrical cables, etc.	• CO2 Fire Extinguisher
F	Cooking Oil & Fat	Animal fat, etc.	• Dry chemical based: Potassium bicarbonate • Wet: Fine chemical mist

6.4. Earthquake

In case of earthquake shocks each personnel present within the premises must act as per but not limited to the following instructions:

- a. Immediately inform Emergency Response Organization through phone or in person.
- b. Immediately Evacuate to Assembly Areas (in open space where you can keep distance at least one half of the height of the building) after the shocks dampen.
- c. Shut off all switches and valves of main supplies of gas and electricity. (If possible)
- d. Maintain your senses, do not let them disperse.
- e. Protect yourself by sitting on side of tables, furniture & under strong structures. Be aware of falling walls, debris, heavy objects and electrical wires.
- f. Stay away from loosely hanging objects that may fall after initial shock and tremors.
- g. Wait for further instructions from Emergency Response Organization.
- h. ERO should keep in touch with the metrological department / media for aftershocks and future forecasts.



- e. The Bomb Disposal Department shall be allowed to operate in the company premises as deemed appropriate.
- f. On getting clearance from Bomb Disposal Department normal routine shall be adopted as advised by Emergency Response Organization.

6.5. Bomb Threat

In case of bomb threat each personnel present within the premises must act as per but not limited to the following instructions:

- a. Immediately inform Emergency Response Organization through phone or in person.
- b. Maintain your senses, do not let them disperse.
- c. Report to the designated Assembly Point if asked by Emergency Response Organization through emergency exits and wait for the further instructions.
- d. Bomb Disposal Department shall be called by Emergency Response Organization.
- e. The Bomb Disposal Department shall be allowed to operate in the company premises as deemed appropriate.
- f. On getting clearance from Bomb Disposal Department normal routine shall be adopted as advised by Emergency Response Organization.

6.6. Building or Office Lockdown/shelter-in-place

If a situation calls for building or office lockdown, the personnel present within premises should act as per but not limited to following instructions:

- a. Remain calm and stay with your colleagues.
- b. Try to stay in pairs.
- c. Do not leave the room and/or building under a lockdown situation until asked otherwise.
- d. Keep quiet and away from doors and windows.
- e. If a gunshot is heard, lay down on the floor and shield under/behind furniture as much as possible.

Take care:
 Don't try to be a hero in emergency situations; do not place your own life or health or that of others in danger. Be prepared for the unexpected!

6.7. Active Shooter/Hostage Situation

In case of shooter/hostage situation each personnel present within the premises must act as per but not limited to the following instructions:

- a. If it is safe to do so, exit the building; if not, lock or barricade yourself inside a room.
- b. Turn off lights, cover and lock the windows, and lay on the floor.
- c. If the shooter(s) leave the area, go to a safer place, if possible. Have an escape route/plan in mind, keep your hands open and visible, and follow any instructions given by law enforcement.
- d. Call the Police/Rangers when it is safe to do so. Remain calm, use a quiet voice, and provide as much information as possible (your name and location, details about the shooter(s) - appearance, weapons, etc.). If you can't speak, leave the line open so the responding authority can listen and try to pinpoint the location.
- e. Cooperate and negotiate with the shooter, in order to buy as much time as possible until the rescue team reaches.

7. EMERGENCY NUMBERS

In consideration of the emergency numbers to be included in the emergency plan, the following should be taken into account:

- Fire brigade/civil defense or equivalent.
- Police.
- Ambulance service.
- Hospitals/Clinics.
- Mutual aid agreements/neighbors.
- Environmental protection agencies.
- Key company personnel.

MR



is deemed by

8. EVACUATION

All Emergency evacuation routes/doors should be accessible at all times. No hindrances should be placed in the route. All employees should be familiarized with the evacuation routes of their premises.

All employees should immediately evacuate their premises and assemble at the assembly areas (identified by each section). During evacuation following instructions should be followed.

- a. Take only keys, wallets and essential belongings with you.
- b. Leave the building/premises immediately, do not try to investigate the source of the emergency.
- c. Walk, don't run, to the nearest exit.
- d. Use stairs, not elevators.
- e. Assist people with special needs.
- f. As you make your way out, encourage those you encounter to exit as well.

9. THINGS TO BE EVACUATED

In case of emergency, evacuation should be carried in the following order:

9.1. Personnel

Those personnel who do not have sound health such as patients of Heart, Asthma and physically/mentally disabled people are to be evacuated on priority basis.

9.2. Raw Material

Raw material which is explosive, inflammable and poisonous must be removed. Similarly, important lightweight items that are easy to carry must also be removed.

9.3. Documents

Important records and files must also be removed.

9.4. Equipment


Cash Lockers, Computer Sets, External Hard-drives, Expensive Tools and Fixtures must also be removed.

10. TESTING AND EXERCISES

Testing and exercise of the emergency response plan should be conducted at each location of SSGC to evaluate the effectiveness of the preparedness plan. The record and observations of the exercise should be recorded on Emergency Drill Form (SSGC-IMS/ERP-F-01).

Each section should nominate the person who is responsible to periodically conduct the exercise. The frequency and type of drill at each location should be as below:

Location	Type of Emergency Drill	Frequency
a. Head Office b. Regional Offices c. Billing Offices d. P&C Offices e. Store (all locations)	Evacuation and Mock Emergency Drill (all employees)	Six Monthly
f. KT (Transmission) g. Distribution (Zonal and Sub-zonal offices)	Fire Fighting Drill by Emergency Response Team	Six Monthly

MR

 50

Meter Manufacturing Plant	Evacuation and Emergency Mock Drill (all employees)	Six Monthly
	Fire Fighting Drill by Emergency Response Team	Quarterly
Headquarter Stations	Evacuation and Emergency Mock Drill (all employees)	Six Monthly
	Fire Fighting Drill by Emergency Response Team	Monthly

11. AVAILABILITY AND MAINTENANCE OF ER EQUIPMENT:

Zonal HSE team leaders ensure that emergency detection and response equipment are identified, available and properly maintained in their respective zones. A joint inspection will be carried out periodically to verify the efficacy of ER Equipment. The record shall be maintained on Inspection and Monitoring of ER Equipment Form (SSGC-IMS/ERP-F-02). Each zonal HSE team leader shall maintain record of their respective zone and share with In-charge HSE&QA as and when required. The need for the emergency response equipment is determined by considering the hazards and associated risks with the particular location/operation/equipment/installation etc. The response equipment usually include but are not limited to:

- a. Fire extinguisher.
- b. Fire hydrant/hose/bucket/water pump.
- c. Smoke/gas detectors.
- d. Communication equipment. (Mega phones, Alarm systems, walkie-talkie etc.)
- e. First aid box.
- f. ER vehicles/Ambulance.
- g. Breathing apparatus.
- h. Emergency lights.
- i. Hammer/Axe/shovel/ropes etc.

Frequency of inspection and monitoring of ER Equipment will be as per table given below. However, if situation warrants, this frequency can be changed on the instructions of In-charge HSE&QA or Zonal HSE team leader.

Location	Frequency
a. Head Quarter Stations b. Meter Manufacturing Plant c. K.T (Transmission)	Monthly
a. Head Office b. Regional Offices c. Billing Offices d. P&C Offices e. Store (all locations) f. Distribution (Zonal and Sub-zonal offices)	Quarterly


12. DOCUMENTED INFORMATION:

Record No	Record Name	Maintained by	Retention Period
SSGC-IMS/ERP-F-01	Emergency Drill Form	HSE&QA Department	3 Years
SSGC-IMS/ERP-F-02	Inspection and Monitoring of ER Equipment Form	HSE&QA Department	3 Years

MR

51

Six Monthly

 SSGC HSE&QA Department	IMS FORM	SSGC-IMS/ERP-F-01
	Emergency Drill Form	
	Revision 01	
Issue Date: Aug, 2021		

Zone	Region	Location	Date
------	--------	----------	------

Type Of Emergency Drill
 Fire and Explosion Heavy spillage of toxic/flammable chemicals Heavy gas leakage Earthquake
 Bomb Threat Other :

Observations			
S.No	Description	Time	Comments
1	Emergency Siren rang at		
2	Evacuation started at		
3	Last person reached at the assembly point		
4	Firefighting/Bomb disposal squad/other interested party reached at site		
5	Emergency under control at		

Total time of Drill (minutes):
 Additional Observations (if any):


S.No	Assessment	Yes	No
1	Emergency responders were present at the site		
2	Employee were properly instructed		
3	Behavior of employees was satisfactory		
4	Evacuation route was satisfactory		
5	SSGC firefighters were well trained		
6	Firefighting equipment were up to the mark		
7	Response of the medical staff was satisfactory		

Overall Assessment: Satisfactory Unsatisfactory


S.No	Corrective Actions/Improvements Required	Responsibility	Target Date

Security Services Representative		HSE&QA Representative	
Name	Signature	Name	Signature

MR



52

 SSGC HSE&QA Department	IMS FORM	SSGC-IMS/ERP-F-02
	Inspection and Monitoring of ER Equipment Form	
	Revision 01	
Issue Date: Aug, 2021		

Zone	Region	Location	Date
Type Of Equipment <input type="checkbox"/> Fire Extinguisher <input type="checkbox"/> Fire Hydrant/Water Pump/Buckets/Hose <input type="checkbox"/> Smoke/Gas Detector <input type="checkbox"/> Emergency light <input type="checkbox"/> Ambulance <input type="checkbox"/> First Aid Box <input type="checkbox"/> Communication Equipment <input type="checkbox"/> Other :			
CHECKLIST			
S.No	What to check	Yes	No
Fire Extinguisher			
01	Fire extinguishers are in operable condition and not expired.		
02	Pipe and nozzle do not have cracks.		
03	Lever and lever pin are in place and locked.		
04	All extinguishers are clearly visible and accessible.		
Fire Hydrant/Hose/Bucket			
01	No leakage in fire hydrant system.		
02	Hydrant valves are properly lubricated and operational.		
03	Hose pipe is rolled and properly placed. Nozzles are attached at the end.		
04	Fire buckets are maintained and adequately filled with sand		
First Aid Box			
01	All necessary/required medicines are available in First Aid box.		
02	Medicines are not expired and valid for use.		
Smoke/Gas Detector			
01	Alarms and Smoke/gas detectors are properly functioning.		
Other Equipment (if any)			
01			
02			
S.No	Observations	Recommendations	
1			
2			
3			
Additional Comments (if any):			
Security Services Representative		HSE&QA Representative	
Name & Designation	Signature	Name & Designation	Signature

M.R

1. PURPOSE

The HSE&QA guidelines for suppliers and contractors are developed to assist suppliers/contractors to meet SSGC's hse&qa policies, procedures, commitment & requirements to ensure safety, integrity and quality of goods/services provided.

2. SCOPE

The procedure is applicable to all suppliers and contractors providing goods or services to SSGC whether on SSGC premises or outside SSGC premises.

3. DEFINITIONS

- a. **Contractor:** Is an independent employer/organization who will be responsible to execute jobs agreed with SSGC.
- b. **Supplier:** Is an independent employer/organization that is responsible to provide goods or services.
- c. **Contract coordinator:** Is an executive of SSGC procurement department, who has been delegated/given responsibility and authority from the head of department to initiate and maintain the contract.
- d. **NEQS:** National Environmental Quality Standards.
- e. **SEPA:** Sindh Environmental Protection Agency.

4. RESPONSIBILITIES

4.1 Suppliers/Contractors and Sub Contractors

- a. The contractor must take all necessary safety precautions related to the performance of the contract in order to protect the work site, including all personnel and property of the SSGC, the contractor, all third parties involved.
- b. Suppliers/Contractors are responsible for safety and well-being of their employees.
- c. The contractor will also be responsible to provide relevant safety equipment (PPE) to their workforce where required. Suppliers/Contractors who have their own HSE&QA management system, shall provide details of the same on request.
- d. The contractor shall ensure that all personnel are adequately trained to perform the task assigned.
- e. Supplier/Contractor shall ensure compliance with SSGC policies, procedures and applicable legal and regulatory requirements.
- f. The contractor shall adhere to set standards and requirements for environmental protection.

4.2 Contract Coordinator

The contract coordinator is responsible to arrange training sessions/meetings between contractors and HSE&QA department within 10 days of issuance of a letter to proceed.

4.3 HSE&QA Department

- a. In-charge HSE&QA and contract coordinator are responsible to evaluate the capability and competence of Supplier/Contractor regarding HSE&QA.
- b. In-charge HSE&QA is responsible for providing necessary information and training to Suppliers/contractors regarding applicable SSGC's HSE&QA policies and procedures.
- c. HSE&QA department will carry out inspections and audits to ensure safety and well-being of employees and adherence to set standards, technical specifications and guidelines.
- d. In-charge HSE&QA is responsible to highlight critical nonconformances related to HSE&QA. Strict decisions may be taken against any violation/breaches of SSGC's safety policies/procedures/contract terms during the execution of contract.

5. PROCEDURE

- a. The contract coordinator should ensure that this procedure is part and parcel of every contract made by SSGC.
- b. The contract coordinator must notify in-charge HSE&QA to evaluate the capability & commitment of potential suppliers/contractors regarding HSE&QA during technical evaluation phase.
- c. The contract coordinator arranges a meeting between supplier/contractor and HSE&QA department after issuance of letter to proceed. HSE&QA awareness form (SSGC-IMS/GSC-F-01) will be communicated and duly signed by supplier/contractor as well as HSE&QA department.
- d. HSE&QA department will conduct periodic inspection/audit of worksite/supplier facility to identify gaps on issues related to HSE&QA.
- e. The contractor/supplier shall educate and adequately train their employees in order to understand the requirement of this procedure.
- f. Supplier shall adhere to technical specifications provided by SSGC to ensure quality of goods provided.
- g. The contractor shall perform hazard identification and risk assessment related to their activities for the proper implementation of possible controls/personal protective equipment (PPE) or otherwise consult SSGC's HSE&QA department to seek guidance and awareness on risk/hazards related to activity and its possible controls.
- h. The contract is liable to understand and implement "permit to work (PTW), job safety analysis (JSA)" where required. Please refer to risk assessment and management procedure (SSGC-IMS/CRM-02).
- i. The contractors are responsible to dispose of any waste generated during their activities in an environmentally safe & responsible manner.
- j. The contractors must ensure that only trained individuals meeting necessary requirements/skills will carry out the required job.
- k. Any equipment used by contractor during the project must not pose any environmental and/or safety concerns, and should be in accordance with SSGC's safety procedures and NEQS and SEPA set standards.
- l. Any identified hazards discovered by the contractor that is beyond their ability and/or responsibility to fix must be immediately reported to the contract coordinator and HSE&QA department in writing.
- m. The contractors must ensure that the workforce involved must be physically fit and should not carry any contagious disease. SSGC reserves the right to ask for medical examination/tests of any employee. Contractor will bear all expenses incurred during the medical examination/tests.
- n. For contracts related to providing food services/canteen services, medical reports from accredited labs must be submitted to head of administration services department for entire crew once the contract is awarded and annually for following diseases hepatitis B & C, tuberculosis, and chest X-ray.
- o. In case of violations from SSGC safety standards/policies/procedures, actions will be taken to penalize the contractor depending on the severity/recurrence of breaches, as per following matrix:

S. No.	Violation	Action
1	Single Minor Non-Compliance	Verbal warning
2	Multiple Minor Non-Compliance	Written warning
3	Single Major Non-Compliance	Written warning / Stop the work on site
4	Multiple Major Non-Compliance	Written warning / Financial penalization, discontinuation of contract

MR

6. ACCESS

- a. Prior to commencement, the contractor will submit a list of their workforce personnel who will be on the site. This data will be updated each time the contractor changes site personnel.
- b. All contractor personnel should park vehicles in the designated parking area. Provisions should be made in advance by the contractor to allow for unloading of equipment and materials inside the facility property. No vehicles shall remain inside the building except for unloading tools or equipment and vehicles will be subject to search and inspection upon exit.
- c. A written pass by the SSGC representative is required in order to remove tools equipment or material from SSGC property. Toolboxes, lunch box bags, etc., are subject to inspection prior to removal. SSGC will prosecute any person, or persons caught removing SSGC property from the premises.
- d. All contractor personnel should enter and leave premises through the main gate, and will be required to sign in and out upon entering and exiting the property. Security will issue an ID badge to each person upon sign-in and at the beginning of each day all contractors must receive a new badge from security.
- e. Contractor employees must stay in their assigned area(s) at the job site and not visit other areas or make any adjustments to any piece of equipment or device unless authorized to do so by an authorized SSGC representative. Failure to abide by this work rule will result in immediate dismissal from the facility and including prosecution.
- f. Each zone maintains secure work areas with limited access at all times. No one is permitted to override any security device for convenience. If access to a secured area is required contact the SSGC representative for authorization. At no time should contractor or subcontractor employees enter the area without prior authorization.
- g. Any work not performed during normal business hours must be approved in advance by the SSGC representative.
- h. All contractor employees will go through contractor safety/induction training upon initial work at SSGC and annually thereafter. A copy of authorized (current) personnel for contractors will be updated and kept at guard shack.

6.1 Tools and Property

- a. For any situation in which the Contractors activity may endanger product quality such as: drilling, welding, removing ceiling tile or any other job which creates metal fragments, shavings or dirt in exposed product of manufacturing equipment areas, approval must be made through the SSGC representative and conditionally approved by the ZTL or representative before work is to commence. The Contractor must abide by conditions established by the Zonal Team Leader or representative to protect the equipment.
- b. Soliciting, selling of any merchandise, gambling or distribution of literature for any cause is forbidden on SSGC property.
- c. Use of company telephones is restricted, unless prior approval is attained from the SSGC representative. Pay telephones are not available.
- d. Horseplay, throwing any object and scuffling are dangerous and forbidden.
- e. Cameras of any kind are not permitted in SSGC/work site unless prior written approval is attained from SSGC representative.
- f. Guns, knives or any other weapons are NOT allowed on company property in any case.
- g. SSGC expects all contractors and subcontractors to maintain a drug-free and alcohol-free workplace. Contractors shall maintain a substance abuse program that includes post-offer and for-cause testing. It will be the responsibility of the Contractor Management to inform their employees and subcontractors that the use of, or evidence of use of, intoxicating liquor or illegal drugs are prohibited at all times while on Zone property. Reporting for work under the influence of alcohol or drugs will not be tolerated. SSGC management reserves the right to remove any contractor or subcontractor employee from Zone property who is believed to be under the influence of alcohol or drugs. It will be the contractor's responsibility to enforce these rules.

MR

56

- h. Contractor activities are prohibited in overhead areas of the Zone during the times of production or otherwise that may pose a hazard to personnel or product/material. Deviation from this section will be permitted only with the prior consent of the SSGC representative and affected area is isolated and marked off.
- i. Contractor material will not be shipped directly to the Zone without approval of the SSGC representative.

6.2 Quality Assurance and Personal Hygiene

While working on SSGC premises or at any worksite;

- a. All persons shall maintain a high degree of personal cleanliness, conforming to the same SSGC standard as SSGC employees.
- b. Pens, pencils, tools and supplies must be carried in a secure manner to eliminate the possibility of product contamination or adulteration, (i.e., nothing is to be carried in shirt pockets, lapel, and etc.).
- c. Appropriate PPEs must be worn by all personnel, including dress as appropriate. Contractor is responsible to provide PPE to their workforce.
- d. Proper clothing must be worn at all times. No tank tops, cutoff shirts, or short pants will be allowed. Jewelry and rings are safety and contamination hazards and are not to be worn in working areas.
- e. Persons with suspected communicable diseases, respiratory infections, infected open cuts, sores or skin abrasions will not be permitted to work in any area that could result in contamination of SSGC personnel.
- f. The use of tobacco in any form is prohibited at all times except in the designated Smoking areas.
- g. Chewing gum, candy, storing lunches, eating or drinking beverages are not permitted in or adjacent to the SSGC premises and storage areas. There will be a designated area for contractors to eat. (Cafeteria)
- h. In the event that there are open tanks, or exposed product/materials, containers or storage, the contractor must erect temporary partitions to eliminate the possibility of any foreign material. (This shall include: grinding, cutting, core drilling, masonry work, jack hammering, chipping, metal drilling, pipe threading, wiring, welding and other hot work, etc., where any dust, mist, chips or other debris may be generated.)
- i. The use of containers, boxes, cans, jugs etc., for holding or storing parts, lubricants, solvents or construction material is strictly prohibited.
- j. The contractor is responsible to notify the SSGC representative immediately if foreign material used or generated by the contractor's activity, was accidentally spill into the zone area/ SSGC premises.
- k. Contractor will follow 'Spill Response Procedure' of SSGC in case of any spill occurred.

7. CONTRACTOR SAFETY REQUIREMENTS

7.1 General Safety Rules

- a. All applicable Occupational Safety and Environmental regulations must be followed.
- b. Contractors shall supply to their personnel and to the SSGC representative: emergency contact SSGC, phone numbers, and pager numbers as well as emergency procedures appropriate to their on-site work.
- c. Contractors shall provide the SSGC representative with a current copy of their Safety Program including: Confined Space Entry, Lockout/Tagout, and Hazard Communication procedures (if applicable) and associated training certificates.
- d. The Contractor shall supply all required first aid supplies and safety equipment to support his/her personnel.
- e. Contractors are responsible for providing all required Personnel Protective Equipment (PPE). Contractor employees and subcontractors are required to adhere to all established and/or posted PPE requirements while on SSGC property. Industrial grade safety shoes and safety glasses with side shields are required to be worn at all times. Hearing protection in designated areas.
- f. Only SSGC personnel may operate any valve, electrical switch or other equipment connected to operating sections of the Zone unless prior authorization has been obtained from the SSGC representative. Lockout/Tagout is the standard for energy isolation and MUST be adhered to at ALL times with no exceptions. Contractors are responsible for using their own locks and tags for completing their lockouts. In addition, SSGC personnel may initiate we/they lockout system to ensure compliance.

MR

57

- g. Contractor, contractor employees or subcontractors are NOT authorized to dismantle, shut down, or otherwise make ineffective any fire protection device or system. This requires a special permit obtained by the Zonal Team Leader.
- h. Materials, tools, equipment and supplies will be stored neatly and safely so as not to obstruct roadways, walkways, stairways, emergency doors etc., or allow any condition which may be a potential safety or fire hazard. No tools or materials should be left on steps, walkways, platforms elevated equipment, pipes or overhead areas.
- i. Materials are not to be thrown or dropped from scaffolds or other overhead areas.
- j. Fire lanes and aisles to firefighting equipment are to be left unobstructed at all times. Contractors are to provide fire extinguishers for each welding and burning operation and complete HOT WORK PERMITS.
- k. Material should not have been kept in such a way to block access to fire extinguishers, fire doors, hydrants or manhole covers.
- l. All electrical equipment must be properly grounded.
- m. Any lights carried into and used in a hazardous location must be explosion-proof type and suitable for use in the hazardous area involved.
- n. Use of explosive actuated fastening tools should be used according to the manufacturer's safety guidelines.
- o. All compressed gas cylinders must be supported and secured standing upright according to Pakistan standards. When hoses and valves are removed from cylinders, a protective cap is to be installed on all tanks whether empty or full. Acetylene cylinders, when in use must have a wrench in place.
- p. Areas where overhead hazards, excavations or other unsafe conditions exist must be properly blocked off with appropriate warning signs. In the case of an excavation, barricades must be provided. In reference to night excavation projects, night lights shall be provided by the contractor.
- q. In the event an oil, gas, vapor or other harmful volatile release is caused or discovered, the contractor and/or his employees shall report it at once to the nearest SSGC office and request for further actions immediately.
- r. Vehicles in Zone are required to adhere to the declared speed limit.
- s. Any contractor, contractor employee or subcontractor violating Zone area safety or security rules shall be subject to immediate dismissal.

7.2 Accident Reporting

- a. Accidents occurring in Zone jurisdiction must be reported immediately to the SSGC representative.
- b. In the event of a fire, medical or other emergency, contractors are required to notify zone security or the SSGC representative immediately. When providing notification give all pertinent information, including your SSGC, location, and emergency situation involved.
- c. All contractor injuries requiring medical assistance beyond basic first aid must be reported in writing with a full investigation within 24 hours of the occurrence (Contractor Accident Investigation Form). This report must be submitted to the SSGC representative for forwarding to the HSE & QA Department.
- d. All contractors and subcontractors must maintain their own OH&S required document/record.

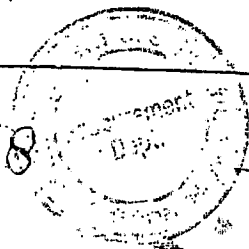
7.3 Confined Space Entry

- a. The SSGC representative will notify the Contractor prior to being hired, if the work will involve entry into confined spaces. The form included in documents will be used to make this notification.
- b. All Contractors who conduct confined space entries must adhere to the SSGC confined space entry requirements.
- c. At no time shall a contractor, contractor employees or subcontractors enter a confined space in Zone without specific authorization from the SSGC representative. Failure to adhere to this policy will result in immediate dismissal.
- d. All contractors are required to keep and maintain their own equipment for confined space entry.
- e. In the event of a confined space entry by contractors, their employees or subcontractor, a standby rescue team must be assembled in Zone assembly area. This rescue team may be SSGC personnel or contractor personnel, however, all arrangements must be made and documented prior to entry.
- f. All contractors and subcontractors who enter a confined space, serve as entry supervisors or rescue team members must have the appropriate training and certification according to the Zone requirements. Copies of all training certification documents must be provided to the SSGC representative & HSE&QA Department.

Integrated Management System

MR

58



shut down, or
raised by the
S.S.

7.4 Cranes and Overhead Work

- a. All Contractors who conduct work at height, e.g., all work occurring at an elevation above 72 inches without a standard railing must adhere to the SSGC Work at Height Requirements.
- b. All work at height requires the use of a safety harness. All safety harnesses, lanyards and related fall protection equipment must comply with applicable local and ANSI requirements.
- c. All contractor employees working in forklift baskets, scissors or man lifts are required to wear a safety harness.
- d. Working with cranes and derricks require compliance with the SSGC Lifting Equipment requirements and the equipment manufacture's recommendation. Zones and generally accepted practices for safety operating and rigging procedures and methods must be used.
- e. All cranes used on company property must be inspected once per shift and any problems identified must be corrected prior to crane usage. Copies of all inspection records must be provided to the SSGC representative upon request.
- f. In the event that overhead work must occur in locations within the Zone where high voltage, overhead power lines are located, all cranes and overhead lifting devices must maintain a 10-foot clearance. In the event proper clearance cannot be maintained, the power lines are to be de-energized and locked out prior to performing work. In the event the lines must be de-energized, prior approval must be given by the SSGC representative.

7.5 Hazardous Energy Control (Lockout) Procedures

- a. All contractors, contractor employees and subcontractors must comply with the SSGC Energy Control Requirements.
- b. In the event that a contractor, contractor employee or subcontractor servicing or entering a piece of machinery where the danger of injury exists from unexpected energizing of the equipment or unexpected release of stored energy; the contractor or contract employee must disconnect the source of energy and lock/tag out this equipment before beginning work.
- c. In the event that SSGC employees or other unknown persons have locked/tagged out equipment, the contractor is not to remove the lock/tag or energize the equipment. Likewise, the contractors are not to LO/TO any machinery without approval of SSGC representative or remove LO/TO without communicating to all affected associates.
- d. Contractors are required to supply their own lockout locks, tags and hasps.
- e. In the event that a contractor or subcontractor has de-energized and locked out a piece of equipment, the equipment specific lockout procedure must be adhered to. A contractor, contractor employee or subcontractor can acquire the specific equipment lockout procedures from the SSGC representative.
- f. The lockout tag used by the contractor must have the contractor's phone number and a person name, SSGC to be contacted concerning the lockout.

7.6 Zone Equipment and Tools

- a. Contractors will provide their own equipment to their employees.
- b. The use of SSGC vehicles and equipment is prohibited for contractors. Contractors can only acquire this authorization from the Zonal Team Leader. Authorization, when provided, will be documented by use of the Equipment Loan and Indemnification Agreement. Use of all shop equipment is prohibited.
- c. Misuse of SSGC material, equipment or products is prohibited.
- d. The use of SSGC powered industrial vehicles (i.e. forklifts) is strictly prohibited. In the event that SSGC forklifts are required, they can only be operated by certified SSGC employees. There will be no exceptions to this policy. Any contractor, contractor employee or subcontractor who operates an SSGC forklift will be requested to leave the property immediately.
- e. All contractors, contractor employees or subcontractors who operate a powered industrial vehicle in Zone Area must possess a current operator certification.



7.7 Hazard Communication

- a. Contractors, contractor employees or subcontractors who bring hazardous chemicals on-site, must prior to bringing them on-site:
 - i. Provide the SSGC representative with a listing of all hazardous chemicals.
 - ii. Property label all containers, adhering to SSGC labeling requirements.
 - iii. Provide the SSGC representative with copies of all SDSs (Safety Data Sheet) for the hazardous chemicals.
- b. The SSGC representative will provide all contractors with a list of hazardous chemicals that the contractor, contractor employees, or subcontractors will come in contact with during the work on Zone property.
- c. At no time should hazardous materials or fuels be left unattended in open containers or unsecured areas overnight, during weekends, or during holiday periods. Temporary storage of such material must be reviewed with the Company representative.
- d. When the use or storage of explosives or other hazardous materials or equipment is necessary for the execution of the work, the Contractor shall exercise the utmost care and shall carry on such activities under the supervision of properly qualified personnel and in conformance with all applicable Zone Requirements and local environmental and safety regulations.
- e. The contractor shall be responsible for all necessary Personal Protective Equipment (PPE), training, and informing their employees of all hazardous substances in use at the job site and of the appropriate safety procedures and policies.

7.8 Emergency Procedures

- a. In the event of a fire, medical or other emergency, Contractors are required to notify zone security or the SSGC representative immediately. Tell the security personnel the location of the fire and any other pertinent information. In the event that Zone security or SSGC representative cannot be reached, evacuate the area and call area/city emergency department as soon as possible.
- b. All contractors, contractor employees and subcontractors are required to follow the predetermined exit routes and emergency evacuation procedures posted at the facility.
- c. All contractors, contractor employees and subcontractors are required to exit the work area/building in the event of emergency alarm activation or if instructed to by an SSGC representative. In the event of an evacuation, contractors are required to go directly to the employee staging area located at guard shack.


7.9 Gasoline and Propane Powered Equipment

- a. Contractors are required to inform the SSGC representative of any propane or gasoline powered equipment that is to be used indoors.
- b. SSGC Management discourages the use of internal combustion engines indoors, and will only permit it when no reasonable alternative means are available to complete the job.

7.10 Temporary Electrical Connections

- a. All wiring & electrical installations are expected to follow National Electric Code practices.
- b. All temporary electrical hook-ups for equipment must be approved by the SSGC representative, prior to installation. All temporary installations must be removed as soon as the task requiring them is complete.
- c. Electrical outlets for portable power tools not a part of permanent wiring of the building should have ground-fault circuit interrupters (GFCI).

MR



60

7.11 Cutting, Welding and Other Hot Work

- a. All Contractor and subcontractor employees must comply with the SSGC Cutting, Welding and Other Hot Work procedure.
- b. The SSGC representative will issue the Cutting-Welding-Hot Work Permit after confirming that the necessary precautions have been taken.
- c. The permit is valid for ONE SHIFT ONLY. When the work overlaps with the next shift, the SSGC representative will issue a new permit.
- d. The contractor employee designated as the "fire watch" shall sign the permit after the final check has been made and return the signed permit to the SSGC representative.

7.12 Ladders and Scaffolding

- a. All ladders belonging to the contractor must be labeled with the contractor's SSGC and possess safety feet and meet SSGC Work at Height Requirements.
- b. All ladders used on Zone property must be properly secured.
- c. All scaffolding must be equipped with railings and toe boards.
- d. All "swinging" type scaffolds must be inspected by the contractor and repaired if necessary before use.
- e. All overhead work from a forklift must be conducted from a secured safety cage. Standing on forks or pallets is not permitted.

8. CONTRACTOR ENVIRONMENTAL RULES

SSGC requires that contractors comply with all applicable environmental rules & regulations.

8.1 Non-Hazardous Waste

- a. Construction refuse and debris will not be allowed to accumulate and will be removed daily by the contractor at its expense, unless otherwise negotiated in the contract document.
- b. Contractors shall take ownership of all waste and debris generated from materials they brought to the job site or from demolition activities, and shall dispose of such waste and debris in accordance with all applicable laws and regulations.
- c. Reference to SSGC. The SSGC Company or any of its trademarks shall not be used in any documentation associated with the disposal of such waste and debris.
- d. Contractors shall coordinate with the Zone, whenever practical, to segregate debris or waste which may be recycled or re-used in a safe and environmentally responsible manner.
- e. Worksites may be periodically inspected by the SSGC representative to ensure that the contractor is fulfilling its obligations under its contract. Final payment will be withheld until such time as the worksite and property have had a final inspection and removal of all containers, debris, wastes and materials has been confirmed by the SSGC representative and documentation has been printed that all hazardous wastes have been properly disposed.
- f. For those contractors working outside, it is illegal to dispose of any liquid, including water, onto the ground/outside drain for any reason. All water, provided it was not contaminated, shall be disposed of at a drain inside of the facility.

8.2 Hazardous Materials

- a. Contractors, contractor employees or subcontractors who bring hazardous chemicals on-site, must prior to bringing them on-site:
 - i. Provide the SSGC representative with a listing of all hazardous chemicals.
 - ii. Provide the SSGC representative with copies of all MSDSs for the hazardous chemicals.
 - iii. Properly label all containers, adhering to SSGC labeling requirements.




- b. No hazardous wastes will be placed or discarded into any drain or sewer on SSGC property. Sewers include: process sewers, sanitary sewers and stormwater sewers. Contractors shall use drain covers, dikes or other appropriate means to prevent a potential release into a drain. In the event that material enters an SSGC sewer, the contractor shall notify the SSGC representative immediately.
- c. Contractor is solely responsible for any and all hazardous wastes generated by contractor's activities on the property. All hazardous material/waste generated by contractors must be disposed of in an approved container and properly labeled. It is the contractor's responsibility to properly dispose of all waste and hazardous materials, and remove containers that store or contain any waste or hazardous materials. Such containers/materials shall be removed from SSGC's property daily and shall be properly disposed of by the contractor/supplier in accordance with all applicable Federal, State and Local laws, rules and regulations. No waste, containers, debris, etc., are to be disposed of in SSGC dumpsters by Contractor, without approval from the SSGC representative. At no time should hazardous waste be manifested or labeled with reference to The SSGC Company or any of its zones or subsidiaries without authorization from the SSGC representative or Zone HSE Manager.
- d. The contractor shall assure that all employees dealing with hazardous materials and hazardous wastes have had all legally required training and are familiar with the hazards presented by such wastes or materials.

8.3 Spill Response Procedures

- a. Each contractor is required to have a written emergency response plan to handle spills and releases which may occur during transport, delivery, or use of hazardous materials at the SSGC work site. The contractor must provide a copy of its emergency response plan to the SSGC representative prior to beginning work.
- b. Each contractor must provide and be equipped with appropriate spill response equipment. All contractors, contractor employees or subcontractors who engage in the emergency response of a hazardous material release must have been trained and have the appropriate spills response certification and meet response requirements.
- c. Contractor must provide documentation to verify that it has contracted with at least one reputable outside spill response contractor, that is reasonably agreeable to SSGC, to respond to larger spills or releases which may occur during transport, delivery or use of hazardous materials.
- d. The contractor shall be responsible for appropriate clean-up of spills caused by their activities. Such clean-up will include removal or remediation of any materials impacted by such spill, such as: building materials, soil, groundwater or surface waters, etc.
- e. In the event that a spill or release of contractor's material occurs on SSGC's property and the contractor does not respond to the release to the satisfaction of SSGC, SSGC shall have the right to take any reasonably necessary steps to respond to or remediate such spill or release. The Contractor shall reimburse SSGC for all costs incurred by SSGC to respond to such spill or release.
- f. Spills and releases of hazardous materials must be reported immediately by the contractor to the SSGC representative.
- g. Any spill or release that exceeds an applicable reportable quantity must be reported by the contractor to the appropriate governmental agencies according to applicable laws and regulations. Prior to notifying the responsible outside parties (i.e., governmental agencies), contractor shall first inform SSGC of its intent to report such spill or release.
- h. Contractor is also bound to follow SSGC's 'Spill Response Procedure'.

8.4 Special Circumstances

SSGC acknowledges that, from time to time, specific work regarding hazardous materials investigation or response may occur. Under such circumstances, the contractor shall supply a copy of the Work Plan (WP) and Health and Safety Plan (HASP) to SSGC for review and approval prior to commencing work.



9. CONTRACTOR ACCEPTANCE OF WORK RULES AND REQUIREMENTS

All contractors are required to sign a statement that they have received a copy of this program and have read and understand the program. Each contractor shall sign the following Contractor Acceptance of Work Rules and Requirements form and return it to the SSGC representative. A copy will be kept in the project management file and the Zone's HSE Manager's files.

In consideration of admission to the premises of SSGC, we agree to hold in strict confidence and not to divulge to any other person or entity all proprietary information observed or disclosed by SSGC personnel. This includes information that relates to SSGC's past, present, or future research, development and business activities or any client or customer to whom SSGC provides services and/or materials. We will not remove any document, material, or equipment, nor photograph or record any data without specific written permission from a duly authorized representative of SSGC.

This agreement of confidentiality will terminate only when and as SSGC proprietary information becomes public knowledge.

We have read and understood the visitor agreement and will abide by the document while visiting the SSGC facility as required.

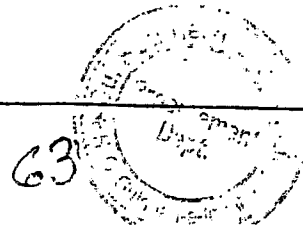
10. CONTRACTOR ACCEPTANCE OF WORK RULES AND REQUIREMENTS

The undersigned hereby acknowledges that we have received a copy of the SSGC Contractor Work Rules. We have read and will be able to abide by the items listed in the SSGC Contractor Work Rules. We understand and agree that any persons and/or contractors who violate these rules will not be permitted to work for SSGC. We also understand that we are responsible for ensuring that all employees working directly for us, as well as any contractor and/or subcontractors that we hire, comply with these rules.

Compliance with the SSGC Contractor Work Rules does not in any way relieve any contractor or person from complying with any applicable Federal, Provincial or local safety, environmental and other regulations which may apply. The work rules are only a compendium of certain legal requirements and Zone policies. They are not an exclusive discussion of any and all legal requirements applicable to contractors and/or suppliers.

The undersigned represents and warrants that we shall comply with all applicable Federal, State and Local laws, regulations and rules while we are engaged to work or perform services for SSGC, including but not limited to any and all OSHA, Federal, EPA, Sindh, and other health, safety, and environmental requirements. In addition, in consideration of SSGC hiring us, we hereby agree to indemnify and hold harmless SSGC against any and all liability, including defense cost and attorneys' fees, arising from or relating to breach of the above warranty and/or any violation of applicable laws, regulations and/or rules.

MR



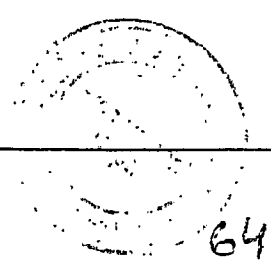
Company _____
Date _____
SSGC (Print) _____
Signature _____
Title _____
SSGC Representative _____


cc: Project Manager File
Zone HSE Manager
Contractor

11. DOCUMENTED INFORMATION

Record No.	Record SSGC	Maintained by	Retention Period
SSGC-IMS/GSC-F-01	HSE&QA Awareness Form	HSE&QA Department	3 Years

NR



 SSGC HSE&QA Department	IMS Form	SSGC-IMS/GSC-F-01
	HSE&QA Awareness Form (Guidelines for Suppliers and Contractors)	
	Revision 01	
		Issue Date: Aug, 2021

Organization Name		Contact name	
		Contact number	
Type of Contractor <input type="checkbox"/> Mechanical Work <input type="checkbox"/> Electrical Work <input type="checkbox"/> Civil Work <input type="checkbox"/> Waste Disposal <input type="checkbox"/> Canteen <input type="checkbox"/> Transport <input type="checkbox"/> Manpower Contractor <input type="checkbox"/> Pipeline Construction <input type="checkbox"/> Third party inspection <input type="checkbox"/> Goods Supplier <input type="checkbox"/> Other:			
Area of Working:			
Contract Coordinator:			
HSE&QA Awareness			
Description		Remarks	
ISO & OHSAS Standards			
HSE&QA Policy			
PPE Policy			
Risk Assessment and Management Procedure			
Incident and Accident Management Procedure			
Emergency Response Procedure			
Technical Specifications/Performance and Testing Criteria			
Remarks:			
Supplier/Contractor Representative			HSE&QA Representative
I have received and reviewed the SSGC's HSE&QA Requirements and understand that the requirements will be applicable while supplying goods, works or services within company premises or outside company premises. I shall make sure all employees of our company and Sub-Contractor companies understand and agree to the requirements applicable to the activities our company will be performing.			I have met the Supplier's/contractor's representative and provided basic information of HSE&QA Policies and Integrated Management System. The Contractor has shown its commitment in adherence to Company's HSE&QA Policies/procedures/technical specifications /and related requirements to ensure quality, safety and integrity of the goods/services provided.
Name	Signature	Date	Name

MR



PENALIZATION MECHANISM

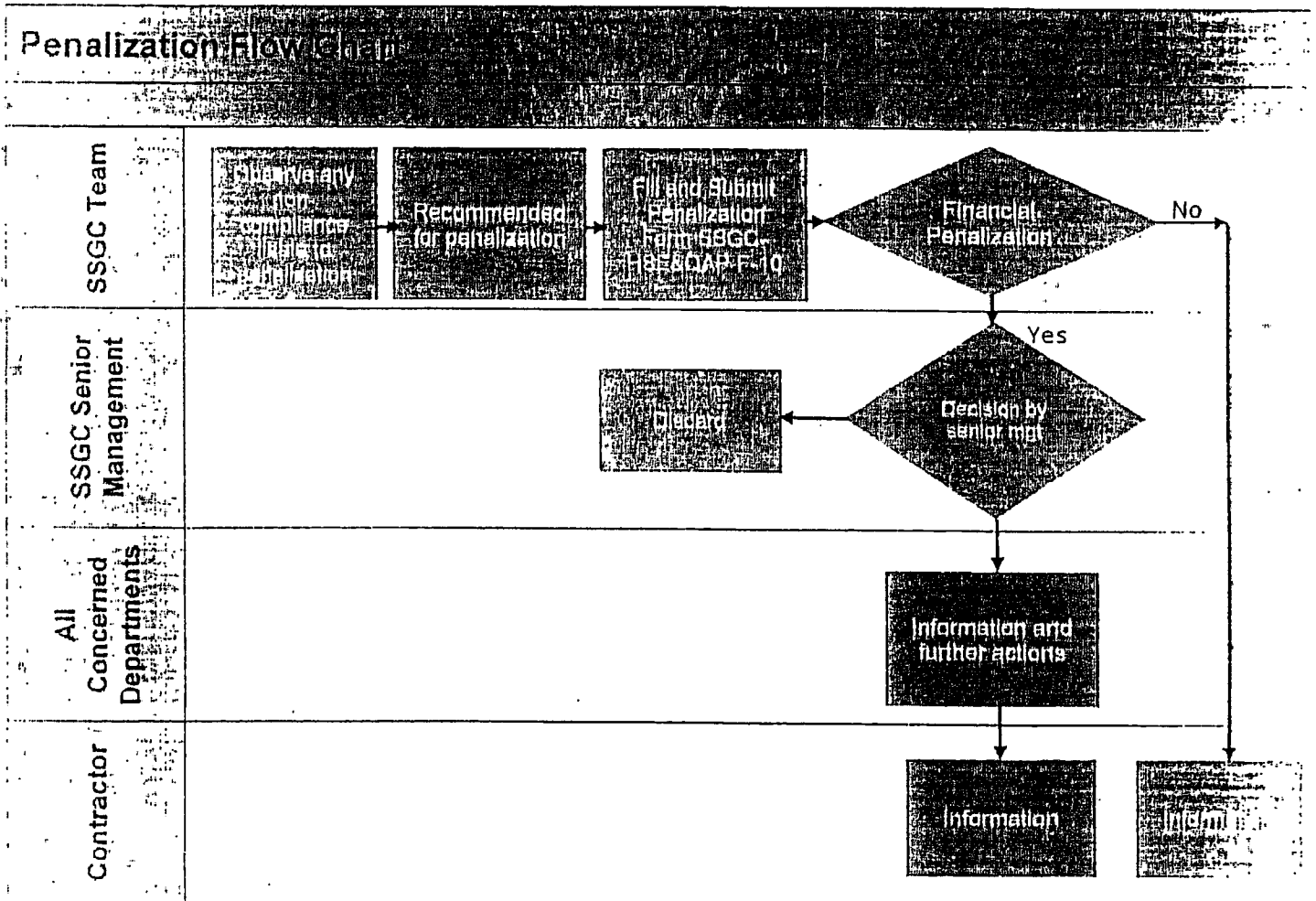
MR
for Service Contracts Only

1. Penalization

SSGC management reserves the right to penalize the service contractors in case of any nonconformance during course of the project (addressed in respective ToR / Tender Documents in detail). Penalization will vary according to severity of nonconformance and mode of penalization is provided in respective Terms of References. SSGC management decides the mode and degree of penalization.


1.1 Penalization mechanism

Following flow chart depicts the mechanism/ hierarchy, which will be followed for the penalization of the contractor. Penalization Form and *Annexure-J-1* can be found below.



MR
Drach

7/11/22



65

PENALIZATION FORM

MR for Service Contracts Only

Project	<input type="text"/>	Date	<input type="text"/>
Section	<input type="text"/>	Contractor	<input type="text"/>
User Dept.	<input type="text"/>	Focal Person	<input type="text"/>

Nature of Non-Compliance (As per Annexure J-1)

Mode of Penalization

Initiator	
Name	Signature
<input type="text"/>	<input type="text"/>
<input type="text"/>	<input type="text"/>


Recommended by HSEQA	
Name	Signature
<input type="text"/>	<input type="text"/>
<input type="text"/>	<input type="text"/>

Recommended by User Departmental/Divisional Head





Following Section is applicable ONLY in case of Financial Penalization

<input type="text"/>	<input type="text"/>
DMD (Ops)	DMD (Finance)

Copy to: Procurement/Finance/P&D Department, Contractor
Note: Adequate evidences MUST be furnished along with form by initiator

[Handwritten signatures and initials] *MR* 67 

S. No.	Nature of Non- Compliance	Mode of Penalization
HSE		
1	PPE related	1 st Time ----- Verbal Warning from site in charge 2 nd Time ----- Written warning: Explanation Letter 3 rd Time ----- Removal of worker from duties
2	Unsafe Act / Unsafe Condition	1 st Time ----- Stop work 2 nd Time ----- Stop work along with written warning letter 3 rd Time ----- Removal from duties
3	Not reporting any major incidents within the time frame specified in Tender documents / HSE&QA Plan	Financial Penalization up to Rs. 200,000 for each accident
4	No proper tag out/ lockout/ barrication / signage boards and systematic PPE non-compliance as advised by SSGC representative(s) at Site or mentioned in SSGC SOPs, work instructions or ToRs.	1 st time ----- Warning Letter 2 nd time ----- Stoppage of Work 3 rd Time ----- Financial Penalization up to 3% (Max.Rs. 200,000 can be penalized).
Quality		
5	Deviation in actual manpower provided vs the manpower (Organogram) submitted in tender documents	Cost of unavailable staff, as listed in BOQ or other related documents
6	Non-Compliance related to Quality Parameters outlined in ToR, BOQ, applicable international Standards & Codes and SSGC's SOPs.	Up to 2% of the invoice amount of the billing period
Reporting		
7	Non Submission of time bound reports (as mentioned in Tender documents / Construction Plan	Financial penalization up to 2% of the invoice amount of the billing period
8	Unavailability of documents such as drawings, SOP manuals, inspection reports and other Technical data at site office.	Explanation letter
9	Providing wrong / insufficient information in invoicing pertaining to equipment and manpower.	Financial penalization Up to 2% of the invoice amount of the billing period
10	False reporting, misleading information	Financial Penalization up to 3% of invoice amount of the billing period









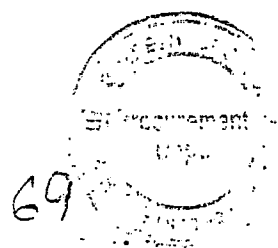
HSE&QA Department	PENALIZATION MECHANISM <i>for Service Contracts Only.</i>	SSGC-HSEQP-F-10
	<i>MR</i> ANNEXURE J-1	Revision 01 Issue Date: Sep. 2022

Ethics & Conduct

11	Non-cooperation with SSGC team by any staff of Contractor. Non-cooperation includes non-sharing of construction site data, supporting documents, future work execution strategies etc. compliance of Company protocols or instructions related to works given by SSGC's representative(s).	Removal from duties in case the request is made against this non-Compliance Note: Approval will be taken from contract owner i.e. User Departmental Head.
12	Repeatedly (03) absence/Unavailability of site Contractors staff during surprise visits of SSGC teams	Financial penalization (One day salary deduction of entire site staff of audited site)

- Note:
1. Penalization amount will not exceed the 5% of the total contract value.
 2. If Three (03) non-compliance (on any one issue or combination of issues) are issued to any contractor, Management will decide to impose additional penalization (e.g. forfeiting of Performance Bank Guarantee / retention money), termination of contract or temporary blacklist (Blacklisting will be up to one (01) year.
 3. Tender/ Project specific requirements and penalization are outlined in tender documents/ ToR under special requirement section.



SSTW-05

Ref No _____

Dated _____

M/s _____

SNTN _____

Address _____

NOTICE UNDER RULE 3(1) OF THE SINDH SALES TAX SPECIAL PROCEDURE (WITHHOLDING) RULES, 2011.

Dear Sir,

Kindly note that we are a withholding agent under the Sindh Sales Tax Special Procedure (Withholding) Rules, 2011, and that we shall withhold and deduct the prescribed amounts of Sindh sales tax against your tax invoices in relation to the services provided or rendered by you to us. We hold NTN/FTN

2. We undertake to deposit the withheld/deducted amounts of Sindh sales tax in the Sindh Government's head of account "B-02384" against a SRB-prescribed PSID/Challan (SST-04 or SSTW-04) in the manner prescribed under the aforesaid Sindh Sales Tax Special Procedure (Withholding) Rules, 2011, and we shall provide you a certificate of deduction-cum-deposit in terms of rule 3(9) thereof.

Signature _____


Name _____

CNIC _____

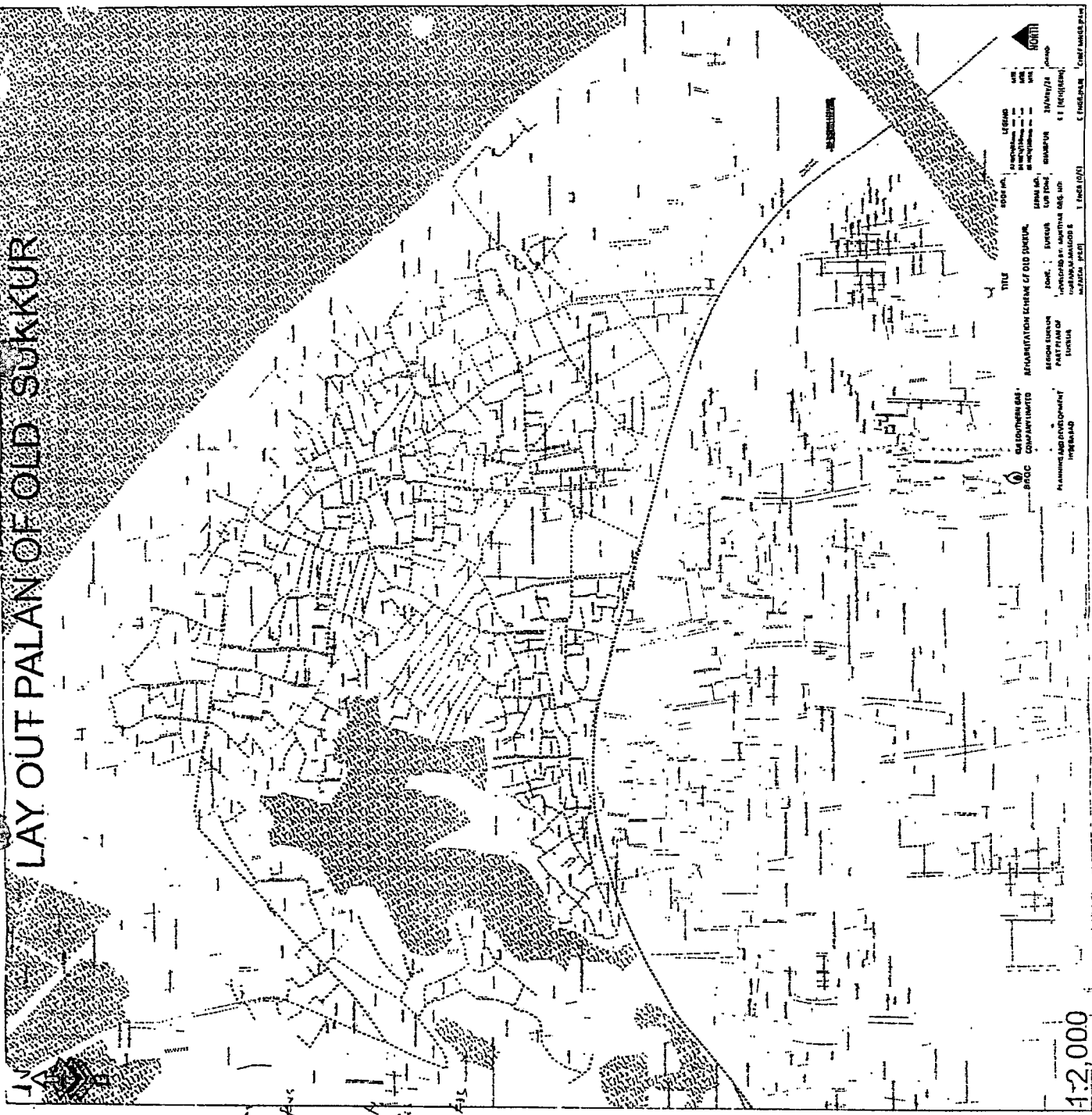
Designation _____

Date _____

Official seal _____



LAY OUT PALAN OF OLD SUKKUR



Soil- Classification
 detailed 4304 meters
 Blocks 1727
 a. B-sites 23885 m²
 up to 145 m²
 25761 meters



Senior Engineer (Procurement)
 SSGC, SUKKUR
 Ex. No: 5492

1:2,000

TITLE	SYMBOL	LEGEND
BRCC	(Symbol)	BRCC
RAI SOUTH WING COMPARTMENT	(Symbol)	RAI SOUTH WING COMPARTMENT
REPARATION LINE OF OLD SUKKUR	(Symbol)	REPARATION LINE OF OLD SUKKUR
SECTION SUKKUR PART PLAN OF SUKKUR	(Symbol)	SECTION SUKKUR PART PLAN OF SUKKUR
ROADS	(Symbol)	ROADS
BOUNDARY	(Symbol)	BOUNDARY
WATER	(Symbol)	WATER
RAILWAY	(Symbol)	RAILWAY
1:1 (NORTH)	(Symbol)	1:1 (NORTH)
1:1 (EAST)	(Symbol)	1:1 (EAST)
1:1 (WEST)	(Symbol)	1:1 (WEST)
1:1 (SOUTH)	(Symbol)	1:1 (SOUTH)